

The Journal of Osteopathy


September 1901

Reproduced with a gift from Jane Stark, B.Sc., Dip. S.I.M., C.A.T. (c), D.O.M.P.

Still National Osteopathic Museum ©

May not be reproduced without the permission of the Still National Osteopathic Museum

THE



JOURNAL OF OSTEOPATHY


KIRKSVILLE, MISSOURI, SEPTEMBER, 1901.

[Copyright by the American School of Osteopathy.]

Dr. A. T. Still's Department.

A PLEA FOR AMERICANS TO USE THE AMERICAN LANGUAGE MORE AND DEAD LANGUAGES LESS.

WE surely have at the end of four hundred years found the kind of words to make our people understand what ideas we have on any subject, scientific, religious, political or secular. To-day we have praise-worthy laws, and we



are proud of them and pleased to defend and live under their protective and just dealings with all. They are all written in plain Americanized English. Our America has been known of by the commercial world for at least three hundred years. Some persons of all nations have left their old homes and joined hands with the proud, free and ambitious Americans to help build one of the wisest systems of loving justice. All have been kindly invited to join in what is called the "push." All Americans have been invited to speak freely on all subjects and labor to

get the very best. That meant to adopt the use of words of the shortest and deepest meaning from the languages of the whole globe. Thus an invited and willing freedom to speak has been before the inhabitant of America, the few and the many, and as we ask to be considered brothers it became necessary that we should formulate a language that could be used to express this united kindness and brotherly love.

About two hundred years have passed since printing was introduced into America, although at first, rudimentary it has been one of the chief methods

of educating the people to understand the meaning of all words and phrases of the brotherhood. Thus we have printed and made common property of the choice phrases of the whole world. Many very choice phrases now in common use in America have German origin, also French, Italian, Spanish, Greek, Hebrew, Latin and the various tribes of Indians of this country, no one of the languages could be used and universally comprehended by the new brotherhood. Thus small dictionaries began to appear with definitions short and comprehensive, easily spoken and easily remembered. Very few of the words contained more than three syllables, so they saw wise to adopt words of one, two and three syllables. Sample: man, horse, earth, tree, crop, fruit, with an extensive list of one syllable words. Then two syllables, such as wagon, timber, water, heaven, then when we enter words of three syllables we began to compound and say, shoemaker, navigate, hesitate, religion and so on.

The reader will see that at the end of four hundred years we have selected choice words from all and made the American language which is undoubtedly one of the best languages in use. The scientist has no difficulty in describing minutely any principle that he wishes to hold forth and explain, it matters not what science or skilled art he may choose. The words of the American dictionary are ample and ready for his use, and the American reader will comprehend what he has said when he has reduced his ideas to written publication.

The American School of Osteopathy is an American institution. The American emblem floats at its top. The American language with its ability to describe and answer all questions intelligibly and fully is the language chosen to be used by all the instructors of this school, which has been chartered, organized and is in full motion for teaching the new philosophy and practice of healing, which is based upon a comprehensive knowledge of anatomy, physiology, chemistry and the producing causes of diseases of climates and seasons, and the remedies to be found in nature's store, the human system. Its claims on surgery, mid-wifery and general practice and its method of causing natural cures are all peculiar to and must be well understood by the successful practitioner of osteopathy. Therefore the demand and use that the American language be used in all branches taught and in giving instructions how to exchange deadly effects and thereby give the laboratory of life an opportunity to heal with the vital fluids therein provided as under the hand and wisdom of God himself.

We have no professor that wishes to whitewash his ignorance with the deadline of defunct Latin, Greek or any other tiresome and inappropriate phrases. He would much rather show his intelligence as an American thinker using our own language.

* * *

TIC DOULOUREUX.

We give place for a definition by standard authority "Dunglison" whose


authority is acknowledged by all English speaking people, also the popular diagnosis and treatment by standard writers. I am aware that in all past ages that the doctors of medicine have found much difficulty in curing or giving relief further than temporary. All remedies that the genius of man could produce have been freely used, all with failing results. All doctors hate to meet a case of "Tic" because all cases previously treated by the best medical remedies have been recorded as total failures on the lists of cured diseases. Now at the end of twenty-five years' treatment by osteopathy we have to say, though it may seem strange to persons who know nothing of this science, that no case has ever failed to be cured by it to date.

"ONE MEANS OF ADVANCING OSTEOPATHY."

FRED JULIUS FASSETT, A. B., D. O.

OSTEOPATHY has been from the first an eminently practical science. Its founder was at work not to found a science, but to cure sick people and that spirit, fortunately on the whole, is largely prevalent to-day.

Our method of procedure has been much like that of the lumberman in the commercial world who goes into the woods, puts in a crude foundation,



sets up his machinery and proceeds to manufacture, when he has no outside orders to fill, the lumber from which his own mill is to be constructed. Thus, osteopathy with a foundation of a conviction and plenty of determination in the mind of Dr. Still has been at work, first of all, to cure the people that came in its way and, only incidentally to build up the structure of facts and reasons which constitute the science by which these people have been cured.

When the students of Dr. Still and his associates began to go to other states it was the least of their concerns whether the scientific minds of the community recognized the truth of their theories or not. All that they asked was a chance to show what they could do, and that demonstration was usually so satisfactory to the public that the osteopaths had little time to answer the questions of their patients or of their own minds as to how it was done.

That was the kind of osteopathy that gave Kirksville its reputation but it was of a sort that could be taught only at short range and to rather small bodies of students.

When we say that osteopathy is recognized in a dozen or more states, we mean that its practitioners are allowed to pursue their calling, primarily because of what they have shown themselves able to accomplish and not, necessarily,

because the men who make the laws believe that mechanical stimulation is to be preferred to chemical, or that osteopathic reasoning stands the test of logic better than that of drug therapeutics.

A time has now come when, every year, hundreds of men and women desire, as they say, to learn of osteopathy. The real desire expressed by this is to be able to do what they have seen former students do and attain similar or greater rewards. To many of them, the theory of the thing is a necessary nuisance to be tolerated because it cannot be avoided. But, fortunately, this desire to spend a certain length of time in school and during that time to be equipped with a series of phrases and movements which can be applied ready-made to each patient according to his symptoms is not easy to gratify. The nature of the case requires that the student shall first be instructed in certain fundamental facts and principles and then after a comparatively small amount of actual hand to hand instruction, be left to make the application of these principles in a way largely dependent upon his own sense and judgment. Therefore, since we cannot create sense and judgment if they are lacking, the only alternative is to mold these fundamentals into the most practical and satisfactory form. It is when we face this problem that we realize the youth and the future possibilities of the science of osteopathy. Any practitioner will agree that he has attained results that were highly satisfactory to the patient for the explanation which after close and honest thinking he would have difficulty in choosing between two or three possible theories.

Now the choice of these theories may not be important in that particular case but when we attempt to apply the information gained in that case to one which differs by some slight but essential detail we wish we knew for a certainty just what happened in case number one.

Now there is little doubt that we are the people and that wisdom to a considerable extent shall die with us, but there are many men about the country who, because of their thorough training, untiring effort and honest minds would be in a very favorable position to answer some of the questions that trouble us. And these questions have never been presented to them from our point of view and with the evidence that sheds the most light upon them.

I admit that I would prefer that we should solve our own problems and build up a complete science within our own fold but it is really of much more importance that the work should be done than that any particular man or group of men should do it. I, therefore, maintain that we should desire, not only legal, but scientific recognition and should look with great favor upon, any effort on the part of other investigators to determine the real meaning of the results that follow our manipulations.

The steps to be taken in gaining recognition for any truth vary greatly with the time and circumstances.

In early Christian history when the Apostle Paul came to Athens his fellow traveler tells us that "the Athenians and strangers sojourning there spent their time for nothing else but either to tell or to hear some new thing,

and in the comparatively slow going routine of that time men of the best mental capacity had plenty of time to sit by the hour in the market place and discuss these "new things." We have plenty of men who sit by the hour in the market place discussing new things but, unfortunately, in our day this is not the class whose attention we desire.

In the middle ages, as now, the schools and universities were the seats of all sorts of discussion, and in the absence of the modern rush to enter a profession, and begin earning a living the students found time for discussions which, no doubt, as a whole were of little human interest but in which some great and influential thoughts were put forth. One of these students was Martin Luther and when he became convinced that all was not right in the religious system of his time, he put his conclusions into the form of some propositions or theses and tacked them up on the school bulletin board and awaited developments. Things developed which got the courageous student into a great deal of trouble but which probably saved the men of our time from a great deal more.

The conditions in the twentieth century, and particularly the twentieth century in America, have been greatly changed. The nearest modern equivalent to the old market place and university disputations is found in the discussion of the theses presented by candidates for degrees and in the pages of periodicals devoted to science in general or some special line of inquiry.

The philosopher of to-day is a busy man. The men who discover new facts in chemistry or biology must often do so in hours sandwiched in between lectures and faculty meetings and they are obliged to require that any facts presented for their consideration be stated in a somewhat condensed and systematic form. Before one of these men can afford to accept a statement from the pen of another and incorporate it in any work of his own he has a right to demand that it be accompanied by rather minute details as to the evidence upon which it is based and the means by which it was determined. And when a man presents any proposition, if it is of sufficient strength and originality to attract attention at all, it is sure to be subjected to careful examination by other equally able men, so that any attempt at deceit or misrepresentation is worse than useless.

To the men who contribute to the journals of physiology and biology every phase of vital activity is a subject for research and not all of these men are controlled by any particular prejudice in favor of the medical profession. Their living is not dependent upon the success of any particular school of healing and some of them have not been engaged in practice for years.

During the last summer the writer had occasion to talk to several medical students and to about an equal number of students and instructors in biology regarding some of the phenomena which are characteristic of osteopathy. You who have been students yourselves need not be told of the spirit shown by the typical professional student especially in his first and last terms—in his first term when he believes he is fairly familiar with the entire science and in

his last term when he realizes that he must make the public believe that he is no matter how shaky his own convictions on the subject.

In striking contrast to this spirit was the sincere and courteous attention given the subject by some of the younger instructors in the Harvard Medical School, especially, in the Department of Physiology. They were men who had been engaged in investigation of vital problems in this country and Germany. They had been continually associated with men who counted not themselves to have attained but who were at work every day upon some problem concerning the action of the human body in health and disease. To such men the suggestion that blood flow or blood pressure can be influenced by external manipulation comes, not as a fairy tale or a money-making scheme, but as a new and promising field for research.

It is to such men that the theory of osteopathy will most appeal and they are the ones whose attention could be attracted by well presented reports of osteopathic phenomena in well edited periodicals.

THE PROSTATE GLAND.

R. E. SMITH, D. O., PORTLAND, OREGON.

I BELIEVE it to be a fact, easily proven, that the prostate is one of the most important glands in the human body, and that it is, either directly or indirectly, responsible for more ailments in the male than any other part or organ of the body, excepting of course the spine itself. It is the cause of as much sickness and misery in the male as is the uterus in the female. Having the same relation to the other parts of the body through the sympathetics, it is readily understood why this should be so.

The "Uterus Masculinis" is placed immediately in front of the neck of the bladder and around the commencement of the urethra. It is connected with the testes by the ejaculatory ducts, vasa deferentia and epididymus the same as the female organ is connected with the ovaries by the fallopian tubes. It has been proven beyond a doubt that the prostate gland is a sexual organ, and a very important one.

I do not believe there is ever a sexual disease in the male in which the prostate is not affected, if not the direct cause of the disease. It may be either atrophied or hypertrophied, although the latter condition is much more common than the former; and inflammation is necessarily the first step toward either condition.

In either case, the sexual function is always greatly impaired and usually totally lacking. The prostatic fluid seems to have a great influence over the whole sympathetic nervous system, for as soon as its formation is interfered with, various severe reflex pains appear all over the body, which can be accounted for in no other way.

For example, in locomotor ataxia which I believe is more a result of sexual disturbance than anything else, we find some of the most agonizing

pains in different parts of the body that are often met with; and they are undoubtedly reflex, for after they are gone, there are no apparent ill effects remaining in the part thus affected; and an examination at the point where the nerves to the affected part emerge from the spine, very seldom shows any lesion whatever. The next time the patient has one of his "spells" of suffering, the pain may be in an altogether different part of the body, which also shows that these pains are reflex.

In locomotor ataxia there is nearly always a total loss of sexual power, and an examination of the prostate shows it to be exceedingly sensitive and inflamed.

There is usually incontinence of urine due to the hardened prostate shutting off circulation in the region of the neck of the bladder, thus causing a weakened, flabby condition of that part.

A very large percentage of cases of locomotor ataxia show practically no spinal lesion, the organs also being in good condition, with the exception of the bowels (constipation) which interferes, more or less, with the circulation to the prostate and neck of the bladder.

In view of the foregoing facts, I firmly believe that an abnormal prostate gland is nearly, if not always, the cause of locomotor ataxia. I am at present treating a very severe case on the above theory, i. e., treating solely the prostate gland, locally through the rectum and giving strong stimulating treatment, to lower lumbar and sacral nerves. I also make use of hot applications, applying the same direct to the inflamed gland by way of the rectum and urethra.

Results are surprisingly gratifying, indications pointing to a complete and permanent cure.

We are all familiar with the fact that a very large per cent of old men are afflicted with bladder trouble, many having to resort to the use of the catheter, which is due entirely to an inflamed prostate gland.

Painful and difficult urination, incontinence, emissions, spermatorrhea; seminal vesiculitis, varicocele, orchitis, gleet, stricture, cystitis and some cases of nephritis are all caused directly or indirectly by hypertrophy of the prostate.

Prostatitis may be produced by any or all of four different causes, viz:

1. Mechanical injuries.
2. Infection.
3. Spinal lesions.
4. Abuse of the sexual function.

On account of the protected position of the gland, traumatism of the prostate, save from surgical operations and the passage of sounds and catheters, is very rare.

Infection is usually produced by the extension of gonorrhoea to the prostatic urethra or it may be produced by careless use of dirty instruments.

By spinal lesions is meant as all osteopaths know, those misplacements

or sub-luxations so often found in the lower lumbar and sacral regions, which interfere with the normal circulation to the prostate and neck of the bladder, which must necessarily result in a weakness of the parts.

But, by far the most frequent cause of prostatic trouble is abuse of the sexual function. The prostate is at least partly, if not wholly a muscular organ and every time the sexual function is performed, the gland contracts and forces the seminal fluid out through the ejaculatory ducts, which are situated in the prostate, into the urethra. Thus, continued excessive use causes a straining of the gland, which sooner or later leads to hyperemia and then to inflammation, which, if persisted in, will cause an enlargement that will completely block the urethral canal, necessitating the use of the catheter to empty the bladder.

As to the treatment of prostatitis, the first thing to do, of course, is to remove the cause, which may be a misplacement in the lumbar or sacral regions, but the most common cause is excessive sexual excitement, which must be controlled. Gentle manipulations applied to the prostate and seminal vesicles through the rectum are very beneficial.

One of the best local measures for reducing congestions and inflammations is the application of heat, and it is nowhere more efficacious, if properly applied, than in inflammations about the sexual apparatus.

The only way that it is extensively used is by means of the hot sitz-bath, but this is not entirely satisfactory, for the reason that the heat doesn't come in direct contact with the inflamed gland, but must penetrate the structures that are situated in the perineum and ischio-rectal fossa before it reaches the gland. At the same time, experience shows that these hot sitz-baths are very beneficial in severe cases of prostatitis, which shows what the benefit may be, if the heat is applied direct to the inflamed gland by way of the prostatic urethra and the rectum.

I have treated a number of cases on the above gland, i. e., applied heat direct to the inflamed gland by way of the rectum and prostatic urethra, combined with the regular osteopathic treatment and results have been more satisfactory than I could hope to get in any other way.

THE POWER OF A THOUGHT.

A. P. TERRELL, D. O., CARROLLTON, MO.

THERE is not a system, social, political or religious, that does not possess one great fundamental, vitalizing, controlling power which gives it name, character and influence.

A single mind has grasped and developed a thought which has revolutionized the world. Man is the paragon of animals. Shakespeare thus speaks of him: "What a piece of work is man! How noble in reason, how infinite in faculties! In action, how like an angel! In apprehension, how like a God!"

The human mind is noble in itself, but it assumes a more elevated rank

from its intimate relation to the higher intelligences. It is the only existence on earth that bears the likeness of its Creator. It is true, the invisible Being is exhibited in all the works of his hands. His beauty is seen in the verdure, the fruits and the flowers which adorn the surface of the earth. In all the signatures of order and design are seen the effects of his unsearchable wisdom. His way is the whirlwind and the storm, and the clouds are dust at his feet. How enhanced is the beauty, how exalted the grandeur, even of material substances, when employed to exhibit the wisdom, the benevolence, and the power of the Almighty! But an incomparably higher degree of dignity is conferred on the human mind. Other objects of creation are only the works of Jehovah, while this bears the highest impress of God himself; for God is mind. Dr. A. T. Still recognizes the truthfulness of the above teaching, and, hence, tries to impress his students with the thought that the dignity of man consists in the elevation of his mind, and that in proportion as the mind is improved, he rises in the scale of being.

It is our purpose, in this article, to present and partly develop some of the ideas grasped by the minds of men, and show you, reader, the power that is in a single thought.

In the distant past the young philosopher grasped the thought that the earth moves and the sun stands still. He weighed carefully the thought, pondered it over and over in his mind, and finally began to publish it abroad. For teaching this to the world, he was slandered, abused, despised and rejected of men. Finally he was arraigned before the dignitaries of his nation and forced to recant. As he left the house he whispered in the ear of a friend, on whose arm he leaned: "It moves, any how!" See what this thought has done for the world. There is not a traveler on land or sea who does not believe it. If a man of today were to do otherwise than accept it as true he would be regarded as a fool or a knave. A philosopher sat in his garden in the cool of the day communing with nature and nature's God. He saw an apple fall and an idea caught which revolutionized the world of science. Out of this thought grew Sir Isaac Newton's universal law of gravitation which solved so many problems for the natural philosopher. This law holds worlds and systems together and makes a boundless universe. The Duke of Argyle in speaking of this law says: "The structures of our own bodies, with all that depends upon it, is a structure governed by, and therefore adapted to, the same force of gravitation which has determined the form and the movements of myriads of worlds. Every part of the human organism is fitted to conditions which would all be destroyed in a moment if the force of gravitation were to change or fail. It is, indeed, evident that a force such as this must govern the whole order of things in which it exists at all. Every other force must work in subordination to it."

A sleepy, dreamy boy, sitting by the fire watching the lid on the kettle of his mother rise and fall under the influence of steam caught the idea that there was power in steam to move things. This one thought has immortalized

that boy. The carrying out of that thought has given us the railroad train, the night ships which plough the great ocean, and the thousands of machines which are now run by steam. Ask the intelligent man and woman of earth what this thought has done for humanity and they will say to you: "No tongue can tell." It whirls the spindles, drives the looms, plies the shuttles that make the fabric to clothe the world.

In 1874 the underlying principles of osteopathy were discovered by A. T. Still, then a practicing physician in Kansas. The doctor originated the idea that all "disease is due to disturbed blood flow or perverted nerve action." This disturbance was due, he said, "to deranged anatomy, resulting from traumatic, thermic or other influences. In health the adjustment of the various parts of the body is perfect; in disease this relation is disturbed."

When this thought was born, celebrated and presented to the world the medical doctors and druggists were greatly alarmed, and began to devise means for the death of the child in its infancy. Spaniard like, they had written upon their profession "*ne plus ultra*—nothing beyond." Before the discovery of America by Columbus, the Spaniards prided themselves on the supposed fact that their country was the last point of solid land on the earth westward. Beyond them, they thought, there was nothing but a vast expanse of water—a shoreless ocean, a mystery never to be solved. Consequently the early coins of that country, in order to give prominence to this idea, were indented with a picture of the pillars of Hercules, the two great sentries on each side of the straits of Gibraltar. Encircling those pillars on their coins was the inscription: "*Ne plus ultra*—nothing beyond." They imagined, therefore, that they constituted the limits of creation; that beyond them there was nothing. In course of time, however, Columbus conceived the idea that there was another country west of Spain. After long years of discouragement, sufficient to crush the spirit of all those noble impulses and high resolves, he was permitted, with a small fleet, utterly insignificant in this age, to sail westward. He thus discovered the *new world*, whose existence, if ever known before, had faded from the memory of man. On his return, when the Spaniard had become convinced that a great continent lay to the west of him, they were compelled, humiliating as it was, to change the inscription on their coins, encircling the pillars of Hercules, to "*plus ultra*—more beyond." This the demonstrated truth demanded. Thus the discovery of America took the *ne* off of their proud motto, thus teaching them a lesson which should be a lesson to the world. Their negation was changed to an affirmation. Their boasted limit of creation was changed to an acknowledgement of the unknown beyond. In recent years Dewey, Sampson, Schley and Shafter have taught these arrogant people that there is *much beyond*. Thus it has ever been in man's proud history. Thus it will doubtless continue to be. Just as Columbus and our army and navy taught the egotistical Spaniards that there was "more beyond," Dr. A. T. Still, in the discovery of osteopathy, has taught the venders of drugs that there is "more beyond" than they ever dreamed of.

They have taken off of their proud motto the *ne* and are encircling their profession with the more truthful words, *plus ultra*—more beyond.

But what power, what influence has the thought conceived by Doctor Still and presented to the world had upon mankind? I will answer the question by quoting a few lines from the autobiography of the doctor. He says: "On June the 22d, 1874, I flung to the breeze the banner of osteopathy. For twenty three years it has withstood the storms, cyclones and blizzards of opposition. Her threads are stronger to-day than when the banner was first woven. Her colors have grown so bright that millions now begin to see and admire and seek shelter under her protecting folds from disease and death. Mothers and fathers come by legions, and ask why this flag was not thrown to the breeze before. It has taken many years to prepare the ground to sow the seed of this as well as any other truth that has come to benefit man; so be patient, have faith in God and the final triumph of truth, and all will end well."

Reader, if you would know the influence this thought is having upon the world, ask the thousands who have been snatched from premature graves by osteopaths; the lame, the blind, the deaf, the dumb and the diseased of all classes who have been restored to health.

A DISTINGUISHED PATIENT.

AMONG the distinguished people of the country who have tested the science of osteopathy on chronic diseases is Mrs. Agnes Hitt, the wife of Maj. Wilbur F. Hitt, Ass't Supt. Railway Mail Service, U. S.

Mrs. Hitt has made Indianapolis, Ind. her home for many years. She is a woman of broad culture, dignified bearing and deeply sensitive nature. By her strongly analytical mind and the courage to act on her convictions, she soon carries any line of investigation to its last analysis. Mrs. Hitt is a woman of national prominence and showed great executive ability as national president of the Woman's Relief Corps in 1896-7, this being the largest organized body of women in the U. S., and she is still active in that work. Being charitably inclined, she fortunately unites kindness with firmness, and has thus been able to render invaluable service along many lines of humanitarian interest. Her willingness to do often exceeded her physical strength, and finally when broken in health by a complication of ailments which almost entirely incapacitated her for any kind of work, and after all other means had failed, she turned to osteopathy as many others have done, and her own statement follows in the form of a letter to Dr. A. T. Still, Founder, relative to his wonderful discovery, and two of his graduates who were her physicians.

INDIANAPOLIS, July 15, 1901.

DR. ANDREW TAYLOR STILL, Founder, Kirksville, Mo.

DEAR DOCTOR STILL: Replying to the request for my opinion of osteopathy will say that I esteem it a privilege to be permitted to register my en-

dorsement of the wonderful work you have inaugurated, as well as two of its able representatives, Drs. Frank W. and Belle F. Hannah, 333 N. Alabama St., this city, who have been my osteopathic physicians. To remain silent after my wonderful recovery by the aid of osteopathy in their hands would be ungrateful to both you and them, and a failure to perform an imperative duty to the hosts of chronic sufferers who are still hoping and praying for relief from their afflictions. It has been a source of consolation to me to be able to refer my ailing friends to the genuine exponents of such a reasonable, scientific method of healing, knowing that if relief were possible they would get it as I had. It must be a great comfort to you in this the autumn of your life, to see and know what splendid success has crowned your life's work. That it has been well done is evidenced by the ability of your graduates to successfully battle with disease. I trust you may be spared much longer that you may continue to do good.

Concerning my own case, I cannot say that I was ever rugged or robust. For most of my life I have been under the care of a physician. The symptoms of my ailments were prominent enough but the causes seemed obscure. Our family physician was an able, conscientious practitioner of the old school and did his best for me; it was his system that failed. After long experimentation with many of the deadliest of poisons, he gave up the fight and told me I had but three months to live. I had always hated drugs and rather longed for the end when I might be relieved from taking them. I was discouraged, indifferent. I had lost all hope and was resigned to my fate. I had heard of osteopathy but had given it no thought, viewing it only as another of the passing fads. A friend showed me a copy of your Journal of Osteopathy which gave Mrs. Rebecca R. Springer's own statement of her marvellous relief by the treatment. Mrs. Joseph B. Foraker's statement appeared soon after, followed by others of such high grade as to dispel my doubts. Encouraged and urged by my husband to try the treatment, I began my investigation of osteopathy early in July, '99. Several offices were visited and at last the Drs. Hannah examined and treated me. Scarcely one function was found to be normal. Details here would be tedious, but perhaps a few points might be of interest and I select them from a carefully prepared statement by my physicians:

HEAD: Great mental depression.

THORAX: Contracted, (expansion one-half inch); mucus rales with history of slight hemorrhage; ribs depressed save that the two upper pairs were drawn upward by the action of the scaleni; left third rib subluxated; marked intercostal muscular contraction; with consequent intercostal neuralgia; heart's action slow (50-52), irregular; pulse small and easily compressible; lungs greatly reduced in power with very difficult inspiration; cough (distressing) and gave but little relief.

ABDOMEN: Gastric and intestinal indigestion with flatulency; liver sluggish and slightly enlarged; constipation pronounced; spleen engorged; urine strongly acid, S. G. 1025, and strong in urates.

GENERAL OBSERVATION: Secondary anæmia (oligocythemia, oligochromemia); emaciation; great muscular weakness, blood circulation sluggish and small in volume; skin dry and discolored by bile pigment. No appetite. Treatment began July 7, '99. The cough improved after the second treatment. The heart irregularities disappeared after the fifth treatment. Digestion improved gradually by the aid of the treatment and the carefully arranged dietary. Flesh and strength returned slowly. The skin was normal in a few weeks. One improvement succeeded another until my despondency was replaced by a renewed interest in life. As I write it really sounds too good to be true, but my improvement is a substantial one; I never hoped to enjoy such health again. It certainly is not strange that I have confidence in osteopathy when employed by conscientious practitioners skilled in its use. I have no sympathy whatever for one who would seek to practice the science without proper preparation. I consider it a reasonable, sensible method of healing.

Gratefully yours,

AGNES HITT.

512 E. 11th St., Indianapolis.

CLUB FOOT.

F. P. YOUNG, A. B., M. D., PROFESSOR OF SURGERY IN THE AMERICAN SCHOOL OF OSTEOPATHY.

CLUB FOOT is a diversion or displacement of the foot in relation to the leg. The various forms might be enumerated as follows:



1. Talipes Varus—Where the sole turns inward.
2. Talipes Valgus—Where the sole turns outward.
3. Talipes Equinus—When patient walks on the toes.
4. Talipes Calcaneum—Where patient walks on the heel.
5. Talipes Cavus—An abnormal hollowing of the foot due to a contraction of the plantar fascia.
6. Talipes Planus—Where the arch of the foot gives way because of a relaxation of ligaments

beneath the tarsus.

Other forms of club foot are given by some authors but they are scarcely worthy of note. It must be borne in mind that these deformities scarcely ever occur singly according to the classification, but are usually combined with another form. They are always named according to the nature of the deformity resulting, as for instance, equino-varus, where the patient walks on the outer side of the foot and on the toes.

The causes of club foot are congenital and acquired.

Talipes equino-varus is perhaps the only form of club foot that is produced by congenital causes, it may however be produced by other causes. The acquired causes of club foot are usually infantile paralysis or injury. The nature of the congenital causes is quite uncertain, and concerning it authors differ much in opinion. That several children may be similarly afflicted in the same family is quite true. Or if it existed in the parent it may be manifest in the child. This has led many to believe that it "runs in the family." Very excellent authors have claimed it was the result of maternal impressions. Very strong argument is made by those who believe it is due to malposition in utero. It is claimed that rotation of the legs in utero, in case of club foot children, fails to take place and the member being in this abnormal position nutrition is interfered with, hence the deformity.

Others maintain that it is caused by spastic paralysis, due to some lesion in the central nervous system. Which of these views is correct it is difficult to say. Equino-varus is the most common form of club foot, in fact, more common than all other forms combined. In it the peroneal muscles have given way and the contraction of the two tibials and the muscles of the tendo-Achilles produce the deformity.

The treatment will depend on whether it is congenital or acquired. The most important thing to be kept in mind in the treatment of congenital club foot is that treatment must be instituted *at once*. If the treatment is begun immediately after birth good results may be obtained in a short time in nearly all cases. If the case be allowed to continue some length of time a cure is less certain. If the child has been allowed to walk on the foot a cure may be impossible. The treatment at first is directed to relaxing the contracted muscles and securing a good blood and nerve supply to the weaker structures. If after manipulation the foot persists in the position of varus, Sayer's dressing is of great service. While the foot is held in place a strip of surgeon's adhesive plaster an inch wide is passed across the sole of the foot beginning at the base of the great toe, it is then carried upward and backward over the head of the fibula. A second and even a third strip may be similarly applied and parallel to the first, then a roller bandage is snugly applied over the strips of plaster to keep them in place. This dressing is easily removed at intervals of several days when the member may be treated and the dressing reapplied. This treatment if begun early and continued some months will cure the most persistent case.

Operations for the relief of this affection are, as a rule, not successful. They consist of tenotomy, osteoplasty, and application of deformity apparatus. Some of these procedures may be advisable in neglected or badly treated cases.

Tenotomy consists in dividing the tendons of the contracted muscles or the contracted fascia subcutaneously under rigid asepsis. Some appliance is then used to hold the foot in a normal position. In equino-varus the tendons of the two tibials and the tendo-Achilles are divided when a Sayers dressing may be applied.

There are fifteen different operations described by various authors for the relief of a club foot where the bones are abnormal in shape because of altered nutrition or abnormal pressure. Of these, but two deserve consideration.

One, the removal of a wedge shaped piece of bone from the anterior and outer side of the os calcis. The other, the removal of the head of the astragalus, or both may be performed at the same time. Usually sufficient bone is cut away to permit the unobstructed return of the foot to a normal position.

Strange to say many excellent feet have been made out of otherwise useless members by clever orthopedic surgeons, when the case would look apparently hopeless. The operation should be advised however as a *dernier resort* only.

If none of these methods have been successful the patient should then be directed to a manufacturer of deformity apparatus where a shoe or brace and shoe combined may be made to fit the deformity so as to permit the person to go about fairly well and without much inconvenience.

If the club foot is the result of infantile paralysis, which the history of the case will show, the prognosis should be guarded. By manipulation you can only secure that amount of correction commensurate with the restoration of the nervous function of the part. In the treatment of any deformity good judgment and the careful study of each individual case is eminently necessary. No fixed rule can be laid down for treatment, but much depends on the skill of the physician. It is safe to say however that if treatment be instituted in time all congenital and a large proportion of acquired forms of club foot may be made to yield readily to treatment.

ATHLETICS AT THE A. S. O.

E. C. WHITE, M. D., DIRECTOR.

ATHLETICS have become a permanent feature of school and college life. Most of the noted educators can see great use in college sports as a safety valve for the super-abundant energies of American youth, as the games have developed other methods of using those energies which are useless and very often evils have disappeared. Rushes, class fights, destroying property, "stacking rooms," etc., decrease as the interest in and practice of athletics increase.

While it is true that there are some pessimistic persons who see great harm in inter-collegiate athletics, such opinions are usually the result of a torpid liver or a disordered stomach, rather than logical deduction from facts.

The records of the large universities show that the athletic class average higher in studies than the non-athletic. This fact is usually forgotten by these unhealthy objectors and some individual case is cited to prove this contention.

Modern physiology and psychology teach the material basis of mind and that the proper development of the brain depends not only upon the use of that

organ but upon good blood in sufficient quantities. So unless the organism is kept in proper working order and the elaboration and circulation of good blood made possible the mind cannot reach its highest development.

The trustees and the faculty of the American School of Osteopathy having in mind these benefits, and realizing that "all work and no play makes Jack a dull boy" are doing all they can to foster and advance athletics. An athletic field has been enclosed, a grand stand will be erected and a quarter mile track constructed and every facility afforded for all branches of track and field sports.

The trustees have decided to build and equip a gymnasium. It is to be about 150x50 with shower bath and dressing room for both men and women; and the latest equipment. There is probably no other college in the country in which there is not a single person connected with the managing or teaching forces who is not an ardent supporter of inter-collegiate athletics.

It may be of interest to know that the A. S. O. is accredited first place in athletics in the state for the past scholastic year.

It may be well to now consider briefly the different branches of athletics in regard to their past success and prospects for the future:

TRACK ATHLETICS.

Last spring the A. S. O. made its first effort to turn out a track team, and this effort (everything taken into consideration) was highly successful. In fact, it may be said that no other college in this country has been so successful in its maiden effort. The following records will show the class of work done:

EVENT	WINNER	TIME OR DISTANCE
50 yd dash	Demming	5 4-5 sec
100 yd dash	"	9 4-5 sec
220 yd dash	"	23 2-5 sec
440 yd run	"	52 sec
880 yd run	Eastman	3 min 3 sec
One mile	White	5 min 39 sec
120 Hurdles	Pettit	18 sec
220 Hurdles	Bumpus	27 3-5 sec
Running High Jump	Reid	5 ft 6 1-2 in
Standing High Jump	Reid	4 ft 6 in
Standing Broad Jump	Dobson	9 ft 11 1-2 in
Standing Three Jump	Dobson	30 ft 2 in
Standing hop skip and jump	Reid	28 ft 11 in
High Kick	Reid	9 ft 1 in
Running Broad Jump	Demming	22 ft 10 in
Pole Vault	Pettit	11 ft
Shot 16 lb	Mahaffey	32 ft 6 1-2
Hammer	Clery	96 ft 10 in

The only really poor work was in the mile and half mile, but the men who had been training for the events were not allowed to compete on account

of being backward in their studies. The men who made the records did so without training. It might be mentioned that the team was made up of green men—with one exception—a fact which made some of the records remarkable.

The prospects for the track this coming year is very good in spite of the fact that some of the best men were graduated. Although we lose our star pole vaulter, Pettit, together with Hook, Bumpus and Reid we still have one of the best athletes that ever represented any college—Lee Demming.

Demming competing for the first time in his events, has shown by his work in Chicago, St. Louis, Buffalo and Chautauqua that he is destined to be one of the world's record holders. In spite of the fact that he was entirely out of form at Buffalo he succeeded in winning the Junior broad jump championship.

With a gymnasium for winter training the A. S. O. should be well represented at the State Inter-collegiate meet next may.

FOOT BALL.

Foot Ball has been played at this school for a number of seasons but last fall was the first time a team was entitled to a place among the leading elevens. Averaging only 152 pounds in weight, and composed at the beginning of the season of raw, inexperienced players; the team quickly improved until on Thanksgiving day it was undoubtedly the best team in the state.

The records of last season entitled the team of this year to games with the best elevens in the Missouri Valley, and application for dates have been received from every team of importance in this region. Contracts have been signed with the following teams:

- Sept. 18th, Ottumwa Athletes at Kirksville.
- Sept. 23d, Missouri Valley College at Kirksville.
- Sept. 28th, University of Nebraska at Kirksville.
- Oct. 5th, University of Missouri at Columbia.
- Oct. 12th, University of Kansas at Kirksville.
- Oct. 19th, Haskell Indians at Kirksville.
- Oct. 26th, Central College, Moberly.
- Nov. 4th, Ottawa University at Columbia.

Dates not settled:—Tarkio College, Missouri Valley College, Gem City Business College and Christian Bros. College, St. Louis.

The above schedule is very hard on account of the big games coming at the beginning of the season, but the management was not able to get any other dates with these teams. With Davis, Redfield, Illinski, Cain and Turfler back, and a number of good new men in sight the eleven of 1901 should be able to render a good account of itself.

Base ball does not excite the interest that the other branches of athletics are able to command. The chief reason for this was on account of the small number of games arranged and interest was allowed to die not only among the spectators but the players were unable to keep up training with no game in view.

The record of the A. S. O. base ball team of 1901, showed that the team

was the equal or superior of any college team in the state. The game against Kansas University, in which that team was defeated in a thirteen inning game was a fine article of base ball and deserves the hearty praise received from all the spectators.

With a gymnasium for winter work, a good schedule of games and a little stricter training on the part of the teams, the nine next spring should easily win the championship of the state.

THE LADIES.

It is well known that women are more in need of physical training than the men. With the gymnasium, basket ball and tennis, the larger portion should be able to take regular exercise. Basket ball was introduced last spring and proved fascinating both for players and spectators. Only one match game was arranged with another school, and the A. S. O. team won an easy victory. An effort was made to match our girls against outside teams especially the State University but we were unable—various excuses being offered.

The Old Doctor had taken a great interest in this sport, and has fitted up at considerable expense, a fine court east of the infirmary.

A start was also made in track and field athletics and the girls were given a number of events at the annual field meet with the following results:

WINNER.

50 yd dash Mrs. Wilkes (7ft back) 7 3-5 sec
Running Broad Jump Mrs. Wilkes, Miss Arnold 2d 12 ft 1 in
Standing Broad Jump Mrs. Wilkes, Miss Arnold 2d 7ft 1in
Running High Jump Mrs. Wilkes, Miss Harrison 2d 3 ft 7in

An effort will be made to get a large number of the young ladies to train and compete in many more events next spring. An annual field day can be set aside for them and prizes given, and I am sure the records made will equal those at Vassar, or at any other of the female colleges.

JOHN R. MUSICK DIED APRIL 13, 1901.

I remember John R. Musick. I lived close by him many years, kind words for all came from his lips as rivers supplied from mountain springs of purest water. John R. Musick was company for the man who sought green pastures of reason. He was not the man of yesterday but a man of up to date today, and saw far into the morrow and was always ready at the gate to give the new-comer a welcome. God made him and he tried to keep God's man in line with progress. I loved John because he loved himself and tried each day to be more useful to his race. I loved him because he never spoke foolishly, by his study and industry he did make a great


and good man of himself. He was a deep thinker, a fine writer, the products of his pen have a good cause to claim love and respect for him as an author. I miss him more today than any man I know of. He was my counsel and comfort in compiling two books, he was a wise counselor to me for four years. I feel his loss and mourn that his hand is cold and silent forever. I say I miss his wise counsel. I am now at a point that wise counsel is at a premium with me, I am ready for him to compile another book, "A. T. Still's Complete Work on Osteopathy." I call, he answers not as of yore. He dropped his pen to pick it up no more.
A. T. STILL.

DR. A. T. STILL'S TREATING CHAIR.

THE accompanying cut is an illustration of Dr. Still's treating chair. The Old Doctor has spent a great deal of time during the past year to construct a device upon which the osteopath could treat his patients with less labor and

more effect than upon the table. The chair is not to be considered as a mechanical device that will do away with any accurate manual work. It is so arranged that the patient is placed in such a position that the osteopath can do effective, specific work with less labor than if the patient were on a table. The abnormalities of the spine and ribs are best detected when the patient is in a sitting posture and therefore best treated in many cases while the patient is sitting. The stool is about 28 inches high and thus places the patient at a convenient height so that stooping over is avoided.

The raised part on the top of the stool prevents the patient from sliding forward or to either side, the tuberischii fitting on on each side of the elevation, thus the patient's own weight holds him solidly on the chair.



The two pads on the back are about a inch and one half apart and fit snugly on each side of the spine. The pads are constructed on a cross bar that slides up and down the back part of the chair, thus the sliding portion can be placed over any part of the spine from the cervical region to the sacrum. The back part of the chair is made so as to accommodate the normal curve of the spine. The movements for certain lesions will not be given here as the operator after some practice will be able to devise his own. The chair is now being used by quite a large number of practitioners. All have reported that they are well pleased with it. It is especially helpful in treating heavy patients. (See add page XIV.)

The Journal of Osteopathy.

PUBLISHED MONTHLY UNDER THE AUSPICES
OF THE

AMERICAN SCHOOL OF OSTEOPATHY.
KIRKSVILLE, MISSOURI.

Subscription, - \$1.00 per year in advance.

Every issue of THE JOURNAL OF OSTEOPATHY
with all its contents, is fully protected by copyright.

THE regular state examination for osteopaths in the State of Montana will be held Sept. 3, 4, and 5, at Helena. These examinations are conducted by the State Osteopathic Board.

In the case of the state vs. Dr. H. H. Gravett of Piqua, we have recently received a copy of the brief prepared by counsel for the defendant. It is an able presentation of the case and the argument advanced by defendant's counsel is unanswerable. The case will be heard before the Supreme Court, probably not before the fall term.

Revised Edition Ready September 15th.

A complete directory of Osteopaths, Osteopathic Colleges, State Societies, etc., sent on receipt of following prices: A single copy, 10c; 5 copies, 40c; 10 copies, 60c; 20 copies, \$1.00. ORDER AT ONCE from the American Osteopath Co., Memphis, Tenn.

All American Osteopath subscribers receive a copy of Directory free.

The Daily Press.—Knickerbocker and Albany Morning Express of July 29th contains a full page article on osteopathy, together with the photo engravings of a number of the prominent practitioners of the State of New York. The article is ably written and contains a true account of the growth and history of the science. The principles upon which the science of osteopathy is founded are well discussed and

more ably presented than in any article newspaper we have seen elsewhere.

THIS Journal will gladly receive clinical reports for publication from practitioners in the field. We also gladly receive newspaper clippings containing accounts of cases cured by our method of healing, but we can hardly be expected to reprint them in the Journal. Write your reports in such a manner that they will be of use and scientific interest to other practitioners.

While in Buffalo recently attending the Pan-American Exposition the editor and his wife were delightfully entertained by Drs. Steele and Harris and Mrs. Steele at their home. Dr. Steele graduated from the American School in 1895 and shortly after located in Buffalo where he has established a very large and successful practice. His untiring energy and practical knowledge have made him one of the very best operators in the field. As a student in this school he made an excellent record. He has deservedly attained success because he thoroughly understands his business. Dr. Harris graduated from the A. S. O. in 1898 and immediately thereafter joined Dr. Steele in the practice at Buffalo. At present he spends half his time at Lockport where he has an excellent practice. He was a popular student and is a successful practitioner.

AT the Soldier's Home in Marion Ind., two inmates, veterans of the Mexican War, recently died from the effects of an over dose of strychnine administered by the attending physician by mistake. The coroner's jury exonerated the physician and in the eyes of the law he is not responsible for these two deaths. Of course, the physician committed no willful wrong on account of the absence of intent to do injury but we have here very forcibly demonstrated the deadly poisonous effects of so many drugs commonly administered by the medical doctors. Thousands of people are killed every year by poisonous drugs administered by physicians, not by

a single dose as in the above cases, but by dose after dose of the same deadly poison used in smaller quantities. The osteopath, as well as his patient, can be thankful that no such results ever follow after his treatment.

Cantharidin.

Upon the receipt of \$1.00 the Journal of Osteopathy will mail to your address, Dr. A. T. Still's prepared cantharidin to be used for the prevention of smallpox, with directions how to apply.

The Infirmary Practice.

The practice at the Infirmary has increased during the past year to such an extent that it has been necessary to increase the number of operators on the regular staff. The ablest and most experienced osteopaths in the profession are now connected with this department. Osteopaths in the field who desire to send difficult cases to the Infirmary for treatment may rest assured that these cases will receive the very best of attention under the care of Dr. C. E. Still, Dr. H. M. Still or Dr. A. G. Hildreth, who are now devoting their full time to the regular practice at the Infirmary. Drs. Still and Hildreth are assisted by an able corps of operators who are members of the faculty.

Clinical Practice.

With the opening of school again the senior students will be able to handle a large number of patients who may desire to take advantage of clinic treatment. In this department worthy people who are unable to pay for treatment will be treated free of charge by the senior students under the direction of members of the regular clinical staff. Those desiring to take this treatment will notify the secretary of the school when they expect to arrive so that the porter can meet them at the train and assist them in finding suitable boarding places. This department is under

charge of Dr. A. G. Hildreth and Dr. Chas. Hazzard, to whom the patient will report for examination and assignment. The clinic department is in operation every afternoon of the week except Wednesday and Saturday.

Two New Osteopathic Magazines.

"The Chicago Osteopathic Physician" and "Notes upon the Theory and Practice of Osteopathy" are the titles of two new magazines that have recently made their appearance. In common with other publications of this character they are devoted to the interests of the science of osteopathy. Both are valuable additions to osteopathic literature. The former is edited by Dr. H. S. Bunting of Chicago, the latter by Dr. W. H. Jones of Detroit. These gentlemen are able exponents of the science which they represent.

S. T. Furrow.

As we say, "died" Aug. 15th, 1901. No, he is not "dead". Many years will come and go before he is dead in the minds of many who live in Kirksville and other places where he has lived. I have known the man for 28 years. Kindness and justice to all persons was the motto of his soul. To the unfortunate in business life his kind hand went out to help—he said "be of good courage, hope and work." He was better often to others than he was to himself. He will be very much missed by his many friends whom he had helped in the hour of greatest need and I wish to be listed as one who will ever bless him for kindness to me. I feel that he leaves thousands behind that feel as I do—and will close by saying to his bereaved family that we too, one and all, extend to you the deepest sympathy and sorrow in his loss. He has been a true friend to osteopathy ever since I landed the science in the town. He and his good wife gave me my first dinner after I raised my little flag in Kirksville, Feb. 1875, which, with their kindness then I can never forget and hope never to while life lasts. I speak for our school and all its friends and associates.

A. T. STILL, Pres. A. S. O.

Dr. H. M. Still Returns to the A. T. Still Infirmary.

On Sept. 1st, 1901, Dr. H. M. Still returns to the A. T. Still Infirmary to resume his old place as a member of the regular operating staff. He is one of the best known osteopaths in the profession and probably no other practitioner has been more successful in building up and handling a large practice than he.

His ability to combine strict business methods with his professional work has enabled him to make a complete success in his business wherever he has been located. He is well known both in Chicago and St. Louis where he has at different times been engaged in the practice.

In addition to his regular practice at the infirmary his afternoons will be devoted to instructing the students in the clinic practice. His practical knowledge of osteopathy will make this feature of the work very instructive to the student.

* * *

DR. A. T. Still's new theory concerning the use of cantharidin as a preventive for smallpox, is attracting wide spread attention. Numerous newspapers containing editorials on the subject have been received at this office. Some of the editorials properly present the doctor's idea of this subject, some are serious, some are amusing—all are liberal. The following editorial was taken from the Cleveland Leader of Aug. 11:

"Can Potato Bugs Prevent Smallpox?"

Out in Missouri, where osteopathy is strong and smallpox has been very common, the doctors of the school which substitutes manipulation for medicine are inclined to think that they have discovered a new and sure preventive for smallpox, in the Spanish fly. It seems that the bite of the common potato bug will do the

business and make those who suffer from its blistering attentions immune in any smallpox epidemic. That is, if the theories of leading osteopaths are well founded.

It is claimed that the effects of the Spanish fly are very similar to those of smallpox, but they come far more quickly, and they are not so dangerous. Therefore, it is claimed, if a man is blistered with the fly the results will be so nearly the same as those of inoculation with smallpox, though on a milder scale, that the disease will pass any such person and seek fresh fields for its ravages.

To the support of this curious claim that potato bugs and Spanish flies can be used to ward off smallpox by a sort of bodily pre-emption, several osteopathic practitioners in Missouri and Oklahoma say they have tried the scheme in hundreds of cases, and they allege that no smallpox has followed exposure to that disease. It is asserted that in certain cases the chances were heavily on the side of infection with smallpox, if the blistering bites of the insects had not come before exposure.

At a time when the mosquito is being loaded with all sorts of responsibilities in the spread of diseases of the gravest nature, and other insects are under suspicion of being the agents which spread epidemics, fast and far, this theory that the humble potato bug can bite people into humanity from smallpox is at least novel. It is a quaint eddy running against the current of recent thought and investigation in medical science, but it seems to find many adherents in the Southwest, if not in other sections.

* * *

DR. JORRIS IS NAMED.

Governor La Follette Honors the La Crosse Osteopath With an Important Position Just Created.

Dr. A. U. Jorris, of this city, has been honored by the appointment as osteopath member of the State Board of Medical Examiners. Governor La Follete made the appointment yesterday at Madison,

and Dr. Jorris received notice of it this morning.

It will be remembered that at the last session of the state legislature, a bill was passed recognizing osteopathy, and providing for the appointment of a member from that class of doctors, to serve on the Board of Medical Examiners, and make the necessary examinations of persons desiring to practice osteopathy. This would keep persons not familiar with the fundamental principles and practices of osteopathy from practicing as physicians of that order.

As will be readily seen the appointment by Governor La Follete is a high tribute to the capability of Dr. Jorris as an osteopath who was a candidate for the office together with a number of them.—The Daily Republican and Leader, La Crosse, Wis., Aug. 1.

* * *

Lines to a "Stiff."

(An "As it May Have Been" Biography by C. L. Fagan, June '02.)

Behold this "Stiff!" 'Twas once a man
Through whom life's throbbing river ran;
Now nameless in his "after life,"
He waits but the dissecting knife—
And then, God only can attest
Where what remains will likely rest!
Perhaps his bones will make the glue
That seals the letters licked by you.

Mother unknown; in early years
He was her care; she shared his tears;
She shared his joys. Perhaps a prayer
She taught to him, as kneeling there
Beside her at his little bed,
He sweetly lisped the words she said,—
And oft; mayhap, she used a "limb,"
When it "hurt her much as him!"

In later years he dreamed of fame,
He dreamed to gild his father's name,
And rise above the multitude
By doing deedlets great and good.
He oft' betook him to some shade
And stoned on stone his castles laid—
Till mother's voice so loud and shrill,
Would bid him feed the pigs their swill!

Then when he grew to man's estate,
And sought great men to emulate,

Like others, he but grasped the air—
For Fortune's bubbles vanish there
Alas for dreams! Life's restless tide,
With other skum, cast him aside—

But Sorrow's Cup o'erflowed the brim
When those he owed deserted him!

Then Death at last untied Life's Thongs,
And sent his soul where it belongs.
Needless to say, that o'er that dead
Was no, or little service said.

He never felt the grave's dark gloom,
But lies in the dissecting room—
And men will cut and slash the frame
Of him who dreamed those dreams of fame!

Tho' mayhap, worthless when he breathed,
He hath to us a boon bequeathed;
For, Science cutting on his flesh,
What e'er his life: how e'er he died;
Where e'er his soul may now abide;

His corpse may help the "Docks,"
some day
To learn to scare microbes away!

* * *

A Grateful Patient.

LOS ANGELES, CAL., Aug. 19th, 1901.
TO THE JOURNAL OF OSTEOPATHY,
KIRKSVILLE, MO.

The following is a copy of a testimonial from a grateful patient:

"For ten years nearly half of my time has been spent in getting sick, and the other half in getting well. The usual programme was:—first, loss of appetite, even water becoming nauseous, then the loss of sleep, more severe pain at the back of the neck (frequently including the whole length of the spine), then chills and fever, then a doctor. This usually occupied several months. The only item that ever varied was the doctor's diagnosis, and, of course, the effects of the different medicine. According to the old doctors, good, wise men, every one, of considerable local fame, I had splenic fever, typhoid, cerebral anaemia, cerebral rheumatism, spinal meningitis, spinal congestion, and one suspected spinal curvature, but could not detect it. For all the different names and different medicines it was always the same trouble. I hardly ever fully re-

gained my strength before the next attack began. About half the time the doctor did not tell what he thought the trouble was. For several years there was hardly a day without the dull pain at the back of the head and neck. The suffering began to whiten my hair before I was twenty four. Finally I decided that so useless a life was neither a pleasure nor a duty. About this time I reluctantly yielded to a friend's persuasions that I should consult Dr. Burton. I suppose he saved my life; I do not know. If that were all, I should not thank him. But there is no measure of my gratitude for the skill or wisdom that has made my life useful and happy.

He gave me treatments for several weeks before I could see any improvement. Then I began to be thirsty and hungry, and after a while I could sleep well and then strength came rapidly. Now I work and study all day with my old vigor and pleasure. I am forgetting the tortures of the ten years, and am taking up life just where I left it when the first sickness came." Yours very truly,

GEO. F. BURTON.

* * *

The "Doctor" Question in Illinois.

IN the August Journal we published a statement from the Illinois State Board of Health furnished by Dr. Lola Hayes of Wyanet, Ill. In that statement the Illinois Board had no objection to an osteopath using the title of "Doctor of Osteopathy" or "Osteopathic Physician," provided he does not use the term Doctor in such a manner as to leave the impression that he is a doctor of medicine. Dr. F. D. Bohannon of Monticello, Ill., writes as follows:

"I noticed in the August Journal a statement concerning the non objection of the Illinois State Board of Health to use by osteopaths of the title "Osteopathic Physician" or "Doctor of Osteopathy." I had written to the Board on the same subject and received their implied permission. Later I inquired of the Attorney General regarding the use of those titles and if any penalty might be incurred. I wanted the construction of the law. I

enclose the reply I got. If any of the osteopaths are liable to get into trouble from this cause, they ought to know it. If not there is no need to call attention of any body to the undoubted fact of the law's violation. The title of "Doctor" is copyrighted in Illinois and only the chosen may use it. But it doesn't make any difference to the people. To *them* a D. O. is a Doctor, law, or no law."

The following is the Attorney General's letter containing his construction of law:

In reply will say section 3 of the Medical Practice Act provides among other things:

"That only those who are authorized to practice medicine and surgery in all their branches shall call or advertise themselves as physicians or doctors."

The statute is plain, and I see no room for construction. If one engaged in the practice of osteopathy should advertise himself as a Doctor of Osteopathy, or Osteopathic Physician, he would certainly be calling or advertising himself as a physician or doctor. If those who are authorized to practice some particular branch of medicine or surgery may use the title "doctor" or "physician," then the statute is rendered meaningless.

I am of the opinion a person authorized to practice osteopathy only cannot call or advertise himself as a physician or doctor, without incurring the penalties of the Act in question. Yours truly,

H. J. HAMLIN, Attorney General.

* * *

The Modern Treatment of Dyspepsia.

JOHN NORMAN HELMER, D. O., NEW YORK CITY.

Ideas no longer command respect simply because they have the sanction of years. We live in a period of transition. The fact accepted yesterday may today be proven a fallacy. Even the healing art is awakening from the lethargy which has characterized it for a thousand years, and like its sister sciences is moving rapidly forward. In spite of old teaching men are beginning to recognize that much of disease can best be cured without drugs.

Who today can define the limit of the influence of osteopathic science upon the

pathology of the future? The results of our labor thus far have been gratifying to us all, and notwithstanding the extended recognition accorded to our school, our study is but well begun. The treatment of many diseases but recently viewed in the light of another pathology, is now plain to us; thanks to osteopathy, many cases pronounced incurable are so no longer. In coming years with knowledge extended and vision cleared what may we not do for suffering humanity?

The treatment of diseases of the digestive tract affords one of the best illustrations of the change which has taken place in method. The term dyspepsia or indigestion is often vaguely employed. Its wide prevalency is admitted, but its classification as one of the commonest of all complaints is seen to rest upon its association with varied and wide spread maladies. Indeed there are few diseases where some of the phenomena of dyspepsia are not present as associated symptoms. In the present discussion, however, we limit ourselves to the more restricted meaning of the term, considering especially the chronic form of disorders arising from a fundamental derangement of the natural process of digestion.

The causes of this ailment are numerous, but in the main can be traced to the condition of the gastric juice and the lack of functional activity of the stomach during digestion. Any abnormal condition in the digestive process may throw out of order the entire body, including the brain and nervous system. Indigestion often changes the entire disposition. Chronic dyspeptics are proverbially chronic grumblers and pessimists. Cure of stomach trouble often reconstructs a nervous wreck and reclaims a physique debilitated by feeble nutrition.

The medical profession fully appreciated the gravity of this complaint and have long sought a trustworthy remedy. Failing to discern the cause of the trouble they have used alcoholic stimulants and drugs. They have fought dyspepsia with fire, and in place of deliverance have brought further disaster. A second treatment has been to supply artificially the pepsin

which chemistry shows to be lacking in a disordered stomach. In acute dyspepsia such methods relieve pain and give nature time to recover. It is nature however and not medicine which performs the cure. A house may be supported by props during a storm, but unless the foundation is secure, no amount of propping can effect any permanent good.

Osteopathy rules the cause of the disorder, it realizes that disease is quite as fatal as abuse. In chronic dyspepsia a long continued supply of artificial pepsin usurps the natural digestive function of the stomach and causes it to fall back into a dormant and rudimentary state. Just as the arm of the dervish of India held perpendicularly over the head, becomes in a few months shrivelled and paralyzed through disuse, so the stomach of a chronic dyspeptic treated with medicine designed to carry on digestion, becomes dwarfed and paralyzed. Osteopathy insists that the stomach be compelled to perform the work assigned it by nature. It stimulates directly the nerves of the stomach, increasing the flow of blood to the peptic glands, and compelling them to furnish the necessary pepsin in the natural way.

Such a treatment appeals to every thinking mind. Exercise of an organ like exercise of a muscle strengthens it. Once the proper nerve force and blood supply have been established, the flow of gastric juice is increased, assimilation and nutrition assume their normal state, and disease disappears.

* * *

Reminiscences.

CHAS. E. STILL, D. O.

When a boy in Kansas not more than nine years of age, I was out with my father and an old physician one day, when we stopped at a house where there was a boy almost totally blind. My father slipped up to him and took hold of his neck; in a few minutes he bade him look at the sun, and behold the blindness had disappeared. Another case that I recall among many others, was a few years later when we had moved to Kirksville. My father concluded to go to Hannibal, taking my brother and myself with him, and as we

were going from the Hannibal depot to the hotel we met an old colored man who was badly crippled. My father asked him his trouble, after getting a reply, he had him stand up against a dry goods box at the side of the street. My father set down a flour sack of bones which he was carrying and each of us set down a valise of bones we were carrying (as at that time he always made his illustrations to enlighten the patients and we had to carry bones with us) he then took hold of the leg and after apparently winding it around a few times he told the man to walk, which he did without as much as a limp, much to the amazement of the by standers, who had collected. Time and again equally as wonderful cures were made by him in my presence and, boy that I was, I realized that my father was a gifted man. As I grew older he would show me where to put my hands and tell me what to do and I found that I frequently had good results. Several years passed in this way, and treating with him or under his direct supervision, I began to wonder if I really did do any good or if it was all his work which brought about the results.

When I was nearly grown I again went with him to Hannibal where he always had a good practice during his stay. A few days after our arrival a woman came in with badly granulated eyelids. I examined and treated the case without assistance from him and to my surprise the woman entirely recovered; up to this time I had believed that my father's ability to cure was only a gift to him although he was constantly telling me it was a science and that others could learn it. Soon after this I was sent away to treat a case of hiccoughs, in which I was also successful and from this time on I began the study of analyzing under the directions of my father, his practice having become so large that both my brother and myself assisted him at all times and treated many cases ourselves. In a few years he had made so many noticable cures, that others who had accepted his theory, began to want to learn his method. With the assistance of an anatomy teacher he opened the first school of osteopathy here in 1892. I went through

this school, treating all day and studying a part of the night. The teaching was so difficult and unsatisfactory that my father gave it up after the first year. After the closing of the school year I determined to let my own work answer the question as to whether I could cure disease by this method of treatment, having been told by many that when my father died, osteopathy would die also.

In July, 1893, I left home to demonstrate not only to the world but to myself that the healing art as practiced by my father was scientific. I launched out upon an unknown sea, not knowing how much or how little I could do, for I had always had my father to put on the finishing touches before the patient was turned away.

After treating a short time in Minneapolis I decided to locate in Red Wing, Minn. A short time after I had located there my father came up on a visit, he saw a great many diphtheria notices on the doors, and remarked that osteopathy could cure all such diseases. A day or two after he left a man came and asked me to go to see his children, two of whom had been pronounced dangerously sick if not beyond help, by the physician attending them. My father's remark had reached him and he would not go away without me. I never had seen a case of diphtheria before, I had nothing to fall back on but my father's old teaching, that motion, sensation and nutrition were necessary to health. I collected my senses as best I could, and tried to find out which of them were missing. After a thorough examination I found that both sensation and nutrition were lacking. Then it was necessary to find just what area of the cord controlled these parts. With my knowledge of anatomy and my experience this was not difficult to do. After the first treatment a decided improvement was noticeable, but my labors did not stop until the children were entirely well. After the recovery of these little ones, cases of diphtheria were not wanting. During the epidemic that year I treated about sixty five cases and lost but one. I think statistics will bear me out in saying that in Minnesota by far a larger per cent are lost than cured, under the

dol methods of treating this disease. During the remainder of my stay of two years there I had all the work and all the experience that any one could wish for. I was called in to treat all the ailments of a great many families there. I treated epileptics by the score and successfully in most cases. I set a neck which was broken, as diagnosed by the physician who first saw the case, and in which I fully concurred, as sensation and motion were entirely absent. I also set a case of dislocated astragalus, where the doctor had put the man to bed and strapped the foot higher than the head, and was told to stay there six weeks. The next morning after the dislocation was set, he went to work and it did not trouble him again. I could name a great many more cases which I treated successfully, which I had never seen anything like before, by the application of the knowledge that I had gained from my father. I also learned that he could do many things which I could not duplicate, hence I determined to return to Kirksville, that I might learn from him as long as he lived. My experience away gave me confidence in myself and in this method of treatment. I believe that this successful trip did more to establish the fact that osteopathy could be taught to others than any one thing.—The Bulletin.

* * *

Y. M. C. A.

It is with much courage and pleasure that we take up the work again at the beginning of another school year.

We find upon looking over the work of the past year that we have made marked advancement in certain directions. Our membership has more than doubled and we hope to double it again.

We are now an incorporated body and comfortably and conveniently located in our new home, 616 W. Jefferson st., ready to receive and welcome new and old students and aid them in securing good homes. We feel and know that we are in better condition for carrying out the Y. M. C. A. movement than we have been in previous years, thereby making our prospects for doing good quite favorable.

While our advancement for the past year was very encouraging, yet it was not all we hope for. Our purpose for the coming year is to more fully carry out the fundamental purpose of the association, namely to build, Christian character.

We earnestly solicit the hearty co-operation of the men of the school who desire for themselves a higher standard of manhood and who are interested in seeing the moral standard of the school raised.

That you may better be enabled to do this, we cordially invite you to join our Bible classes and to be present at our devotional meetings every Sunday afternoon at 2:30 o'clock.

E. H. KISER.

* * *

Personal Mention.

Dr. C. S. Woodhull is now located at Ithica, N. Y. We recently received a copy of the Ithica Daily Journal containing a two column interview with the doctor relative to osteopathy.

While in Buffalo recently we called on our friend and classmate, Dr. F. C. Lincoln and found him enjoying a substantial and growing practice.

Dr. O. Densmore recently of Chicago is now connected with the Atlantic School of Osteopathy at Wilkes Barre, Pa.

Dr. R. H. Dunnington of the February class of 1901, has been elected to a position in the Philadelphia School of Osteopathy.

Dr. E. G. Magill and wife have located at Peoria, Ill.

Dr. H. McCartney, after spending the summer at Hoxie, Kansas, has returned to Xenia, Ohio, to resume his practice.

Dr. W. E. Davis of the June class has located at Paris, Ill.

R. R. Brownfield of the sophomore class was married Aug. 23d to Miss Edith Simms of Lincoln, Neb.

A recent copy of the Winfield Tribune, of Winfield, Kansas, contains an account of a very interesting case treated by Dr. J. O. Strother of that city. The case in question was that of the editor of the paper above referred to who was stricken down with paralysis, with loss of power o

both legs and partial prostration of other parts of the body. After six weeks' treatment the case has shown such remarkable improvement that a complete recovery is expected. Dr. Strother is a successful practitioner.

Drs. Sherburne & Wheeler of Boston, Mass., have dissolved partnership. Dr. G. D. Wheeler has opened an office at 64 Huntington Ave. and Dr. T. W. Sherburne at "Hotel Colonial" 382 Commonwealth Ave.

Drs. L. D. and L. B. Allabach have changed their location from St. Charles, Mo. to 1103 Morrison Ave. St. Louis.

Drs. Theo. P. Berger and Grace C. Berger have changed their location from Hazleton, Pa., to Kemper Bldg., St. Charles, Mo.

Drs. Chas. L. Richardson of the June class has located at 122 Euclid Ave. Cleveland, Ohio.

Dr. A. O. Gates of the June class and Dr. L. J. Marshall of Hannibal are now located at Adrain and Detroit Mich.

Miss Cora Kliebenstein, of Grundy Center, Iowa, has returned to the Infirmary for treatment.

Dr. S. M. Hart of Flagstaff, Ariz., is meeting with excellent success in his practice at that place. Although having been located at Flagstaff less than a year, the doctor by his excellent work has built up a very large practice.

Dr. J. F. Spaunhurst of Indianapolis, Ind., is building up a substantial practice by his good work. We recently received an account of a very interesting case which he had cured. The case in question was that of Prof. W. T. Ayers of DePauw University who had suffered from asthma and stomach trouble for eight years.

Miss Myrtle Harlan of Muscatine, Ia., is now associated in practice with Dr. C. V. Kerr of Cleveland, Ohio. Dr. Elizabeth Ewing, formerly with Dr. Kerr is now in the south on a vacation.

Dr. Geo. R. Carter of the June class called at the Infirmary recently on his way to Galena, Kansas, where he will locate.

Dr. Wm. Thorington, of Memphis, Mo.

recently brought a patient to the Infirmary for examination.

Dr. J. L. Glasgow is now located at Auburn, Neb. He recently called at the Infirmary and reported a good practice.

Dr. Chas. Campbell of Palmyra, Mo., is in Kirksville for a few days.

Dr. U. M. Browder has sold his practice at Salt Lake City to Dr. Carpenter of Forest City, Ia. Dr. Browder goes to Columbia, Tenn., to be president of a new osteopathic college at that place.

Dr. Nettie Furrow of Frankfort, Ky., and Dr. C. L. Brundage, of Bell Plains, Ia., were recently called to Kirksville on account of the death of their father, Samuel T. Furrow,

* * *

Mr. Dooley says: "Father Kelley says th' styles iv medicine changes like the styles iv hats. When he was a boy, they give ye quinine f'r whatever ailed ye, an' now they give ye strychnine an' nex' year they'll be given ye proosic acid, maybe. He says they're findin' new things th' matter with ye ivry day, an' ol' things that have to be taken out, ontill th' time is comin' when not more thin half iv us'll be rale an' th' rest'll be rubber. He says they ought to enforce th' law iv assault with a deadly weepin' again th' doctors. He says that if they knew less about pizen and more about gruel an' opened fewer patients and more windows, they'd not be so many Christyan Scientists. He says th' diff'rence between Christyan Scientistf an' doctors is that Christyan Scientist thinks they'se no such thing as disease an' doctors thinks there ain't anything else. An' there ye ar're.—Exchange.

How often do injurious results fail to follow drug medication? A patient is suffering from cough; an expectorant is given, the cough is somewhat relieved, but the expectorant has produced nausea, and the appetite is gone. To restore the appetite and improve the tone of the stomach, mineral acids are prescribed, the appetite gets somewhat better; but the acids have irritated the mucous membrane of the bowels and have produced other trouble, to check which astringents are given. These in turn produce an aggravation of the cough, and so the rounds have to be commenced over again.—The Osteopath, Los Angeles.



Clinical Reports.

REPORTED BY DRs. CLARK & McCORMICK,
HOUSTON, TEXAS.

"Lumbago":—

Mr. J. W. Purdy, 1009 Congress Ave. This case was of four years' standing, the patient suffered a great amount of pain at intervals. A lift throwing the strain upon the lumbar region or riding a wheel would send him to bed for a few days. Upon examination, found lumbar region very stiff and much contraction of the tissues. Treatment given was to relax the lumbar region. Three weeks treatment permanently cured this case, the case being discharged over a year ago. No return of the symptoms to date.

Constipation and Hemorrhoids:—

Mr. A. H. Ashald, stenographer Southern Pacific R. R., Houston, Texas. After taking one month's treatment of us, was cured of a bad case of constipation of fourteen month's standing, also hemorrhoids. Patient was under the necessity of taking a "purgative" to get a movement from bowels. After first treatment he did not take any more drugs, and after first week, bowels moved naturally. Treatment was applied to spine to relieve the contracted condition from ninth dorsal throughout lumbar and sacral regions. This case was dismissed more than nine months ago, and the gentleman says the cure has proven permanent.

Liver Trouble.—

G. H. Haney, Alief, Texas, suffering from indigestion of several months standing, came for treatment Feb. 27, 1901. Patient was weak and in an emaciated condition. Sallow complexion, constipated, liver inactive, could not eat starchy foods. Examination showed marked contraction along the spine in splanchnic and lumbar regions. Treatment in above re-

gions also at Auerbach's and Meisner's plexus entirely cured this case in eight treatments.

Prolapsus Uteri:—

Mrs. O. Moore, 1809, Kane Ave., Houston, Texas, commenced treatment September 3, 1900. Case was of two years' standing, having derived no benefit from previous treatment. Symptoms; sense of weight in pelvis, dragging sensations, pain in back, radiating down limbs, constipation, nervousness, patient feeling altogether miserable. On examination found a prolapsed uterus, marked tenderness at the ninth dorsal, second and fifth lumbar vertebrae also in sacral region. Patient had what in osteopathic language is termed a smooth spine which is indicative of constipation. Treatment directed towards relieving spinal conditions together with three local treatments cured this case. This lady was under treatment five weeks, and what especially pleased her was her gain in weight. Our system of practice has fewer warmer advocates than she.

Chills and Fever:—

Mrs. H. Rice, Alief, Tex., was taken with severe chill on morning of March 19. At 3 o'clock p. m. her temperature being 106, pulse 148. Gave treatment to reduce fever, and half hour later found that it had been diminished by three degrees; two and one half hours later, her temperature being slightly above normal. Second day, chill less severe, fever 104.2-5. Third day, chill lighter, temperature reaching climax at 103.2-5. Fourth day, missed chill, temperature normal. Taking into consideration the "run down" condition of this patient, the result of a complication of chronic trouble, and the tenacity of those malarial attacks in the southern climate, we deemed this a triumph worthy

a detailed account. Gave two treatments daily, while chill was on gave treatment to equalize vaso-motor centers along spine to equalize vascular system, when temperature had returned to normal or only slightly above, gave thorough treatment to remove causes which were productive of the condition. There was much tenderness and contraction in area of innervation to stomach, liver, spleen and intestines, liver and spleen being enlarged. During first three days of attack, patient was allowed to have only one glass of malted milk per day, this being taken at intervals *after time for chill had passed*, there was very little nausea and vomiting after first treatment. The professional nurses in attendance hinted very strongly to patient that she could not recover without taking "medicine" and more nourishment, but our directions were followed and the nurses of St. Joseph Infirmary were not a little surprised at the chills and fever being broken on third day without the administration of calomel and quinine. Not until after the sixth day did we permit her to take solid food, thus to prevent a repetition of the attack as in our opinion, error in diet is in most cases responsible for a return of the chills. Twice daily morning and evening, we had body of patient sponged with alcohol and occasionally by use of syringe, bowels cleaned. Patient was more comfortable, and recovery more rapid than similar cases, the progress of which we have watched under "medical" treatment.

* *

REPORTED BY DR. CHAS. CARTER.
ROANOKE, VA.

Chronic Diarrhea:—

Osteopathy is not massage. Mrs. A— had chronic diarrhea for four years and had gradually grown weaker until she was in a very critical condition. She had tried massage at Battle Creek, Mich., and thought her condition was made much worse by it. For this reason it took much persuasion on the part of her husband to induce her to try osteopathy. She had been told that osteopathy was about the same as massage. She was living on

"Zeveback" or rather was starving on it. Her bowels were under perfect control from first treatment and her recovery was uninterrupted. She gained flesh and strength from the first.

Constipation:—

Mrs. M—'s bowels had not moved for years without medicine. She received five weeks treatment last November and December. Since then her bowels have been regular and she says osteopathy has made a new woman of her. The change in her condition is very remarkable. The lesion in this case and No. 1 were very similar yet opposite results were obtained, proving that if we will remove the obstruction nature will establish the normal function.

Indigestion:—

Miss C— had suffered from indigestion for years. She had the usual lesion in upper dorsal. This was overcome in one month's treatment and she has had no return of the indigestion. She was treated in November.

Enlarged Liver and Spleen in Baby:—

The child now twenty-two months old had been sick since three months old. The liver was much enlarged and the spleen was fully ten times its normal size and he was having three to fifteen bloody actions each day and never slept more than ten minutes at a time night or day. The parents had lost hope and thought the little one bound to die. In a week's time the liver and spleen were reduced to nearly normal and the bowels were under control and the patient slept well—sometimes not being awake more than ten minutes during the night. He continued to improve until he was well. He was treated during the excessive heat of June and July.

* *

REPORTED BY T. C. MORRIS, D. O., ASHLAND, KENTUCKY.

Dislocated Knee:—

On September 12, 1900, I was called to see Mr. F— of Ashland, Ky., who was

suffering great pain from an injury he received while working in an ice plant. Upon examination, I found the right knee dislocated backward, also, the left innominate tilted forward, the latter condition occurred prior to this time and caused a shortening of 1½ inches of same limb. After thoroughly relaxing the structures around the knee which required nearly thirty minutes, the dislocation was readily reduced. In two days after, I reduced his innominate making the limbs of equal length. Seven years prior to this time, the same knee was dislocated in a like manner. The M. D.'s kept it bandaged for six months, and made no attempt to reduce it. The flexor muscles contracted so strongly causing the splints to break. They finally used a splint three-quarters of an inch thick made of hard wood. During the entire time he walked on crutches. While lying in a hammock one day the rope broke, and the fall reduced the dislocation which gave him immediate relief. The first time he had been free from pain for six months, and he resumed his duties in a short time. After I treated him he went to work in ten days, and has had no further trouble.

Headache:—

Mrs. C— of Ashland, Ky., had suffered for twenty years with severe headaches, and these attacks confining her to her bed for two or three days at a time. On Dec.—, she was taken with a similar attack, and as she had found no relief from medical treatment she concluded to try osteopathy. I was called, and found the muscles of the neck and spine very tense. I thoroughly relaxed all the structures by gradually increasing the pressure, which entirely relieved her. Shortly after treatment, she slept two or three hours during the day. She has had no attack since.

* *

REPORTED BY CALVIN M. CASE, M. D., D. O., ASHEVILLE, N. C.

Consumption:—

Feb. 1st, 1899, Mrs. M. H. D. was living in a house over a cellar in which water was standing. She took cold and had a

persistent cough. Three months later her own house was completed and she moved into that, before the walls were fully dry. Her cold "settled on her lungs." She had fever every afternoon, night sweats, rapid emaciation, pain over right lung especially marked at the apex, and dyspnoea. She expectorated large quantities of viscid, yellow, nummular mucus. She had marked dropsy of the legs and could not walk without assistance. Her dyspnoea (or orthopnoea) was so great that she could not lie down but slept propped up by pillows. She had borne four children with no special trouble in any case. Her age was 43. On August 14th, she was delivered of a well formed, seemingly well-nourished boy baby of seven pounds weight. The case was normal in all respects. Next day I found the patient was cyanosed and suffering from extreme dyspnoea and pain in the chest. The pulse was rapid and very weak. The extremities were cold and clammy, and the patient was in a profuse cold sweat—in fact, she seemed about to die. An osteopathic treatment was given with the idea of improving the circulation and was quite successful. Her breathing became much easier. She then began to cough up large quantities of bloody froth and kept it up two or three days. For a week or ten days after that she spat up blood occasionally. Then a change began to take place and the patient responded to osteopathic treatment very satisfactorily. The fever, night sweats, dyspnoea, cough and pain gradually passed away. The anasarca (dropsy in legs) was soon gone. We then saw that the patient was fearfully emaciated. After that we had steady improvement and now the patient seems to have fully recovered. The chest looks normal and the tissues have "the feel of health." There is no dullness on percussion, nor any abnormal sound on auscultation over the lungs; no fever, night sweats, cough nor pain. The dyspnoea has disappeared and a gain of over thirty pounds in weight has been made. About December 20th I examined Mrs. D. by the Roentgen rays found the lung which had been affected was clear and sound as the

other and apparently perfectly well. I offer this as a cure of what would undoubtedly have been called a case of consumption. I know of no ordinary symptom of consumption that was missing. If there were any cavities they must have been small. I did not detect any, so I presume the disease was arrested before any extensive breaking down of the lung took place.

June, 1901.—A few months ago I heard from this patient and learned that she is still well and hearty. Is that a cure?

* *

REPORTED BY C. W. YOUNG, D. O., ST. PAUL, MINN.

Ulcerated Tooth:—

Last spring Mrs. Y— had a severe toothache and she applied to me for treatment. She said the pain was like a bee sting. I tried vibrating the nerves at the infra orbital and mental foramina and manipulating the muscles about the face and in the region between the mastoid process and the inferior maxillary bone, but accomplished no results until finally the patient began to feel a sense of coming relief when I began manipulating the muscles in the upper part of the neck near the spinous process of the axis on the same side as that of the aching tooth. I found a mass of muscle, a little larger than the ball of one's thumb, that was greatly contracted and I placed my middle finger over the center of this mass and gave a circular motion while making considerable pressure so as to affect the muscles deeply. In a short time the pain was gone entirely. There has been no return of the toothache for any time thereafter, though there was a soreness about the tooth that was evidenced by slight pressure until the patient went to a dentist two weeks later. He found pus and declared that the tooth was ulcerated, but the nerve was dead. I have since treated two other cases of ulcerated teeth in a similar manner and have brought immediate freedom from pain. In the last case, that of a prominent lawyer in Minneapolis, the pain recurred to a slight extent the day

following treatment, but he stopped it at once by following my directions to manipulate as I had done. His tooth also became more firmly fixed in his jaw after treatment. I had been instructed by one of my osteopathic professors that ulcerated toothache could not be stopped osteopathically and thought possibly the first toothache I have described was stopped by chance, but the two subsequent cases lead me to believe that the above described treatment ought to stop the pain in any case of ulcerated toothache. I have treated no case resulting in failure. I would be very glad to hear of the success or failure of other practitioners in trying this method, and if successful I would like to receive some explanation as to why such treatment relieves the pain.

* *

REPORTED BY R. E. JAMESON, D. O., MANISTEE, MICH.

Dysentery:—

Wm Wenzell, Corporal of Co. G., 19th N. D. Vol. enlisted on the 16th day of September, 1899. His regiment left for the Philippines on Nov. 2, 1899. He was taken sick with dysentery and stomach trouble the latter part of August, 1900, and was treated in three different hospitals and by at least six different U. S. army surgeons. He was sent from Manila on transport (carrying sick) Nov. 15, 1900, was also treated by different physicians while on transport and was placed in general hospital at Presidio, Cal. On Dec. 11, 1900, was discharged from hospital. When he arrived home from the army, Feb. 1901, weighed about 125 pounds. He was treated by different medical men here but his condition seemed to grow worse. I began treating him the 3rd of May and he has steadily improved ever since. His weight when he began taking treatment was about 118 pounds and was having from 10 to 12 passages a day. After four treatments the passages did not exceed 4 or 5 in 24 hours. His bowels at present are in very best of condition and gaining right along. His weight to-day, August the 20, 1901, is 175 pounds.

THE

A. T. STILL INFIRMARY

At Kirksville, Mo.

~ CURES BY THE ~

SCIENCE OF OSTEOPATHY

ALL DISEASES WHICH ARE KNOWN AS CURABLE. —————

DR. A. T. STILL, founder of the Science of Osteopathy, has associated with him, in his infirmiry organization, the oldest and most successful practitioners and exponents of the science, selected with special reference to their fitness for the work of practically demonstrating the principles of Osteopathy and occupying positions as teachers and lecturers in the American School of Osteopathy. All are regular graduates of this school.

The students in the school are not permitted to even assist in treating the infirmiry patients. All the work is done by regular operators.

The examining previous to treatment is conducted by Dr. Still's son, assisted by the operators. After examination the patient is assigned to the rooms in which he or she will receive treatment, and placed under the care of an Osteopath best suited to the case.

As yet no hospital or sanitarium has been provided in connection with the Infirmiry. Patients are cared for in hotels, boarding houses and private residences within easy reach. Charges for board and room in private residences are from \$3 to \$5 per week; in hotel from \$5 to \$10 per week.

The fees for treatment at the Infirmiry are \$25 per month. Where patients are unable to come to the Infirmiry for treatment, an extra charge of \$1 to \$2 per visit is added.

A representative of the Infirmiry meets all trains, day and night, to help all patients who may need assistance and see that they are properly cared for.

Address all letters of inquiry to

A. T. STILL INFIRMARY,

KIRKSVILLE, MISSOURI.

Osteopathy in Detroit and Mt. Clemens, Michigan.

MINNIE E. DAWSON, D. O., DELLA RENSHAW, D. O.,
REGISTERED. REGISTERED.

GRADUATES A. S. O.

MT. CLEMENS OFFICE—No. 40 South Gratiot Avenue. 'Phone No. 219.
DETROIT OFFICE—No. 113, Alfred Street. 'Phone, Grand, No. 1016.

EFFIE SISSON, D. O., ERNEST SISSON, D. O.

(Graduate of the American School of Osteopathy),
Kirksville, Missouri.

Oakland, California and San Francisco, California.

4, 5 and 6 Gas Co.'s Bldg., 13th and Clay Streets. 608 Parrot Bldg., Market Street.

Elizabeth Sash.

Lillie M. Benning,

—(Graduates of the A. S. O.)—

MEADVILLE, PENN.,

J. S. CRAWFORD, D. O.,
Formerly of Rushville, Illinois,
Osteopathic Physician,
Graduate American School of Osteopathy.

THE DALLAS OSTEOPATH,
Suite 403-404, National Exchange Bank Building,
249 Main Street, DALLAS, TEXAS.

**DR. HUGH R. BYNUM,
Osteopathic * Physician.**

Graduate A. S. O. Under the Founder of the Science.

MEMPHIS, TENNESSEE.

INFIRMARY.

Fourth Floor, Randolph Building.
HOURS: 9 to 12 a. m., 2 to 4 p. m.
Telephone 2329.

RESIDENCE.

1081 La Rose St. Tel. 2330.
HOURS: By Appointment....

Consultation and Examination Free. Magazine Explaining Osteopathy Free

CECIL R. ROGERS, D. O.

"The Up-town Osteopath."

NEW YORK CITY,

275 Central Park, West, Graduate A. S. O.
Near 87th St.

Branch office:
Madison, New Jersey.

J. H. ANDERSON, Graduate A. S. O.

OSTEOPATHIST

Office, 833 Massachusetts Street,

LAWRENCE, KANSAS.

Graduates A. S.
CLARENCE VINCENT KERR, D. O.,
ELIZABETH B. EWING, D. O.,

Osteopathic Physicians,

812 New England Building,

Phone Bell-M-3504. Cleveland, Ohio.

R. L. PRICE, M. D., D. O.

Jackson, Mississippi.

Rooms 303 9-10-11 Opera House

Graduate A. S. O., Kirksville, Mo.
Graduate Louisville Medical College.

Englewood Infirmary.

JULIEN HOTEL, Rooms 14-16-18-20-22, same floor as Dining Room.
COR, 63RD ST. AND STEWART AVE., CHICAGO, ILL.

ALBERT FISHER, Sr., D. O.

Graduate American School of Osteopathy.

The hotel management will make special rates to patients wishing to board and room where they can be under my constant care.

**STEPHENS-WIRT ST. LOUIS INFIRMARY OF
... OSTEOPATHY ...**

SUITE 202, MERMOD-JACCARD BUILDING, Corner Broadway and Locust Streets.

Successors to JEROME D. WIRT, D. O. Office Established 1898.

Graduates of the A. T. Still School of Osteopathy, Kirksville, Mo.

R. E. SMITH, D. O.,

....Graduate A. S. O....

412-413 Macleay Bld'g, Cor. 4th and Wash Sts., PORTLAND, ORE.
Practice confined to the Treatment of Bladder, Kidney, Prostatic, Urethral and Sexual diseases.

Literature sent on application.

The J. B. Kinsinger Infirmary of Osteopathy.

820 8th Floor Stevenson Building.

INDIANAPOLIS, IND.

Graduate of The American School of Osteopathy, Kirksville, Mo.

W. D. BOWEN, M. D., D. O.,
Pres't and Mang'r

MARIA BUIE, D. O.,
V. Pres. and Ass't Sec'y

H. McMAINS, D. O.,
Sec'y and Treas.

Graduates American School of Osteopathy, Kirksville, Missouri.

Baltimore Infirmary of Osteopathy

Suite 804 Union Trust Building, N. E. Corner
Fayette Streets Hours: 9 a. m to 4 p. m.

BALTIMORE, MD.

Do you want a

Bust or Medallion

—OF—

ANDREW T. STILL ?

The Busts are 16 inches high, of good quality and durable.
We will ship you one \$3.00. We will send you a Medallion 13 inches in diameter, for \$1.50.

Order from the Journal of Osteopathy.

D. L. Conner, D. O.
PHOENIX INFIRMARY OF OSTEOPATHY.

OFFICE: 14 North Second Ave., PHOENIX, ARIZONA.
 D. L. Conner, D. O., Graduate of the American School of Osteopathy, Kirksville, Mo. will receive and treat all kinds of chronic cases without the use of knife or drugs.
 Phoenix is the great natural sanitarium of the United States, with an unapproachable winter climate for invalids. The Infirmary will be open from September until June, enabling invalids to avail themselves of osteopathic treatment while enjoying this unrivalled climate.

Osteopathy in Kansas City, Missouri.

Dr. W. J. Conner,

Formerly Operator in the A. T. Still Infirmary, Kirksville, Mo.
 *Chronic Diseases a Specialty.

Office: 204 New York Life Building,
 Kansas City, Missouri.

HOURS: { 9 to 12
 1 to 4

CONNER INSTITUTE OF OSTEOPATHY,

MISS MARY A. CONNER, D. O. Wm. B. LINVILL, D. O.
 Graduates American School of Osteopathy, Kirksville Mo.
 Hours: 9 to 4, Sunday Excepted Branch Office: Middleton, O.

CINCINNATI, OHIO.

303 Neave Building.

OSTEOPATHY IN DENVER

N. Alden Bolles, D. O.; Mrs. Nettie H. Bolles, D. O.

Graduates A. S. O.

BOLLES INSTITUTE OF OSTEOPATHY.

Member Associated Colleges of Osteopathy.

Established 1895. Chartered for teaching and practicing Osteopathy.
 1457-59 Ogden St. near Colfax Avenue, Denver, Colorado.

DR. WARREN B. DAVIS,
 OSTEOPATHIC PHYSICIAN
 912-914 Herman Building, Cor. Wisconsin St. and Broadway.

X-RAY EXAMINATIONS

Milwaukee

DR. H. W. WILDERSON
 Graduate American School of Osteopathy, Kirksville, Missouri.
 Home Institute of Osteopathy
MEMPHIS, TENN.
 37 and 38 Southern Express Building
 The Pioneer Osteopath of Memphis. In the practice since 1892

H. E. NELSON, D. O. Graduate A. S. O.
 OSTEOPATH,
 Office Hours: 210 W. St. Cathrine St.,
 Except Thurs. & Sun., Louisville, Ky.
 9-12 a. m., 2-4 p. m.

Graduates American School of Osteopathy, Kirksville Missouri.
MRS. CORNELIA A. WALKER,
IRENE HARWOOD,
OSTEOPATHISTS,
 306-7-8-9 N. Y. Life Bld'g.,
Kansas City, Mo

Ft. Madison, Iowa.

Graduate A. S. O.

DR. EARL JONES,

Branch Office: Montrose, Iowa,
 Tues. and Fri.
 First floor, Marquette Building.

G. S. WARREN, D. O.,
 Graduate of American School of Osteopathy,
 Kirksville, Mo.
 Cuneo Building, 245 Wall Street,
KINGSTON, - - NEW YORK

SULLIVAN CHICAGO INFIRMARY.

Masonic = 504 = Temple.

JOSEPH. SULLIVAN, D. O., Registered,
 MARY E. KELLEY, D. O., Registered.

All Work done by appointment.

Office Established 1894.

J. O. HATTON, D. O., Graduate A. S. O Class of '92.

MISSOURI INSTITUTE OF OSTEOPATHY
 St. Louis, - - Missouri.

Consultation free.
 Competent lady assistant.

We treat all classes of diseases without the use of drugs.

—OFFICE—
 413, 414, 415, 416
 Odd Fellow's Building

JAMES R. SHACKLEFORD, D. O., Pres. NAT. H. SHACKLEFORD, D. O.

OSTEOPATHS.

Nashville Infirmary of Osteopathy.

Wilcox Building,

Nashville, Tenn.

Graduates A. S. O. Office Established 1897

KATHRYNE M. SEVERSON,
CARRIE A. GILMAN,
Osteopathic Physicians,
 Honolulu, Hawaii.
 GRADUATES A. S. O.

THE DETROIT
Institute of Osteopathy,
 Detroit, Michigan.
 W. H. JONES, D. O., E. A. CHASE, D. O.,
 Third Floor Ferguson Building, 232 Wood-
 ward Ave. Branch office Adrian,
 Michigan.

NELL MARSHALL GIDDINGS,
 OSTEOPATHIC PHYSICIAN, Graduate A. S. O.
Cleveland, Ohio.

OFFICE HOURS:
 Mon. and Tues. } 9-4
 Thurs. and Fri. } 9-4
 Wed. and Sat. } 9-12
 611 New Eng. Bld'g
 Phone, Main, 2932, J

GEO. F. BURTON, Graduate A. S. O.
 503 Frost Building, Cor. Second and
 Broadway,
 LOS ANGELES, CALIFORNIA.
 Office Hours—9 to 12 A. M.; 2 to 5 P. M.
 Residence, 1088 West 17th Street.

DR. E. R. BOOTH,

..Osteopathic = Physician..

Office Hours:
 9 to 12 a. m., 1:30 to 4 p. m.
 or by appointment.

Suite 65, Atlas Bank Building,

CINCINNATI, OHIO.

Osteopathy in Littleton and Bethlehem, N. H.

HERMAN K. SHERBURNE, D. O. **MARY A. BURBANK, D. O.,**
 Graduates of American School under the Founder of the Science.

HOURS: 8 to 12. 2 to 4, or by appointment. Telephone Connections. 27 Union St. Littleton, N. H.

OSTEOPATHY IN CHICAGO AND KENWOOD.

Henry Stanhope Bunting, A. B., D. O.,
OSTEOPATHIC PHYSICIAN.

[Lecturer in Anatomy at the HARVEY MEDICAL COLLEGE, Chicago; formerly Editor of the Journal of Osteopathy.]

KENWOOD OFFICE—468i Lake Ave.
9 to 11:30 o'clock.
Telephone, Oakland, 558.

CITY OFFICE—Methodist Book Concern Building, 57 Washington St.
Suite 500-504. 1 to 4 o'clock.
Central 2169.

J. F. Spaunhurst, D. O.,

Graduates American School of Osteopathy, Kirksville, Mo.

Mary A. Markey, D. O.

Spaunhurst Institute of Osteopathy INDIANAPOLIS, IND.

OLD PHONE
3279

HOURS
9 to 6.

Fifth Floor, Stevenson Building—Suite 529-30.

Branches: Danville, and Greencastle, Indiana.

SPECIALTIES: Chronic and Female Diseases.

DR. JENNESS D. WHEELER,

DR. GILMAN A. WHEELER,
OSTEOPATHISTS.
(Graduates of American School, under Founder of the science.)
405 MARLBOROUGH STREET,
BOSTON.

Hours: Mon. Tues. Thu.
Fri., 9-12 and 1-4
Wed. & Sat. 9-12
Back Bay Telephone
Connections.
REGISTERED PHYSICIANS.

M. E. DONOHUE, D. O.,

Graduate of the American School
of Osteopathy, Kirksville, Mo.....
604 Paxton Block.

Telephone 1367 OMAHA, NEB.

MRS. ELLA A. HUNT, OSTEOPATHIST,

Graduate of American School of Osteopathy.

OFFICE HOURS:—
8:30 to 12 a. m.
1 to 4 p. m.

EQUITABLE BUILDING,
ST. LOUIS, MO.

H. B. SULLIVAN, D. O.
Graduate of American School of Osteopathy.
♦♦♦
Valpey Building,
213 Woodward Avenue,
DETROIT, MICHIGAN.

HERBERT BERNARD, Graduate
A. S. O.
OSTEOPATHIST,
Suite 504 Ferguson Bldg, 232 Woodward Ave.
DETROIT, MICH.
Established 1897.

JOHNSON INSTITUTE OF
OSTEOPATHY.
OMAHA, NEB.

Gid E. Johnson, Manager.
Mrs. Alice Johnson, D. O.,
Graduate A. S. O., Kirksville, Mo.
Suite 515, New York Life Building.

UTICA, N. Y.
D. A. SPEAR, D. O. W. N. DOBSON, D. O.
DRS. SPEAR & DOBSON,
Graduates of the American School of Osteopathy,
Kirksville, Missouri.
Garnder Blk, Cor Genesee and Columbia Sts. Office
Hours, daily, 9-12, 1-4. ROME, N. Y., Mon., Wed.
and Fri. LITTLE FALLS, N.Y., Tue., Thu. and Sat.

T. E. TURNER, D. O. NETTIE C. TURNER, D. O.
(Graduate of the American School of Osteopathy),

THE TURNER INFIRMARY OF OSTEOPATHY
1715 N. Broad Street, PHILADELPHIA, PENN.
OFFICE HOURS—9 to 12, 2 to 6. Telephone 2-29-30 D.

Osteopathy in Rochester, N. Y.

608 and 610 GRANITE BUILDING.

CHARLES M. COE, OSTEOPATHIST.

Graduate of American School of Osteopathy, Kirksville, Mo.

SARATOGA INFIRMARY OF OSTEOPATHY

76 Circular St., SARATOGA, N. Y.

W. E. GREENE, D. O.

Graduate of American School, Kirksville, Mo.

TROY, N. Y.
Wed. and Sat.
2187 5th ave,

GLENS FALLS, N. Y.
Mon. and Thurs.
11 Bacon st.

EVELYN K. UNDERWOOD, D. O.

Room 1231, Presbyterian Building,
156 Fifth Ave., Corner 20th Street...

NEW YORK CITY,
N. Y.

HOURS—Mon., Wed.,
Thurs., Sat., 9 to 12.
Tues., Fri., 9 to 4.

Syracuse, N. Y.

ALBERT FISHER, D. O.

414½ S. Salina St.

HOURS:
to 12 and 2 to 4. TEL. 1709—I.

Geo. J. Helmer, D. O., Manager.

John N. Helmer, D. O., Sec'y. and Treas.

Chas. C. Helmer, Ass't. Manager

The Geo. J. Helmer Infirmary of Osteopathy,

136 Madison Ave. (cor. 31st street), NEW YORK CITY:

Graduates of American School of Osteopathy
Kirksville, Mo. Infirmary closed on Weds. and Suns.

OFFICE HOURS | Mon. and Fri., 9 a. m. to 1 p. m., and
2 to 6 p. m. Tues. and Thurs. 9 a. m. to 1 p. m. and 2
to 4 p. m. Sat. 8:30 a. m. to 1 p. m.

William M. Smiley, D. O.

213 STATE ST.

ALBANY, N. Y.

Graduate Office Hours
A. S. O. 9 a. m. to 5 p. m.

C. D. BARRETT, D. O.,

104 Morgantown Street,
UNIONTOWN, PA.

OFFICE HOURS—8 to 11 a. m.,
2 to 5 and 6 to 8, p. m.

CONSULTATION FREE.

BOSTON INSTITUTE OF OSTEOPATHY.

178-180 Huntington Avenue, BOSTON, MASS.

Members of Associated Colleges of Osteopathy and American Association of Osteopathy
Most extensive and best equipped offices in the East.

C. E. ACHORN, D. O., President.

S. A. ELLIS, D. O., Vice-Pres.

MRS. ADA A. ACHORN, D. O., Secy

Correspondence Solicited. Send for a copy of "Boston Osteopath."

Weedsport, N. Y.

DR. H. L. CHILES,
OSTEOPATHIC PHYSICIAN

Graduate American School of Osteopathy, Kirksville, Missouri, under the Founder of the Science.

NORMAN D. MATTISON, D. O.

200 West 57th Street.,
Opp. Carnegie Hall

NEW YORK CITY.

CHAS. H. WHITCOMB, D. O.,
Graduates of the American School of Osteopathy.

MRS. CHAS. H. WHITCOMB, D. O.

THE CHAS. H. WHITCOMB INFIRMARY OF OSTEOPATHY
392 Clinton Avenue (N. W. Corner Greene Avenue.)
BROOKLYN, NEW YORK

Phone Main 3409. HOURS: Monday, Tuesday, Thursday and Friday, 9 to 12 and 2 to 4. Saturday 9 to 12

T. W. Sheldon, D. O.,

OSTEOPATHIC PHYSICIAN.

Graduate American School of Osteopathy,
Kirksville, Missouri.
San Francisco, Cal. Vallejo, Cal.
927 Market St. Linden House.

COLUMBUS, OHIO

M. F. HULETT, D. O.,
J. T. L. MORRIS, D. O.,
MRS. M. F. HULETT, D. O.,
Graduates of the American School of Osteopathy.
Wheeler, B'ld'g 5½ W. Broad St.

GEO. J. ECKERT, D. O.,

Graduate of American School of Osteopathy,
Kirksville, Mo.
{ 8:30 to 4:30 except Sunday. }
{ Bell Phone, Main 3298-R. }
176 Euclid Ave.,
CLEVELAND, OHIO.

Osteopathy in Chicago and Evanston.

C. R. SWITZER, M. D., D. O. Chicago Office.
Suite 500-4, 57 Washington St.,
Methodist Book Concern B'ld'g

CARL P. McCONNELL, D. O., M. D.
Late of Faculty American School of
Osteopathy, and Staff A. T. Still In-
firmiry, Kirksville, Missouri.

C. G. DARLING, D. O., M. D.
Evanston Office.
3, 4 and 5 Rood Building

Graduates American School of Osteopathy

**THE JOHN N. HELMER
INSTITUTE OF OSTEOPATHY**

City office hours: Mon. and Fri., 9 a. m. to 1 p. m.
and 2 to 5:30 p. m. Tues. and Thur., 9 a. m. to 1 p. m.
and 2 to 4 p. m. East Orange office hours. Wed.
and Sat., 9 a. m. to 1 p. m.
Graduate American School of Osteopathy under
the founder.
Touraine Apartments, No. 9, 39th St.
(between 5th and Madison Ave.) **NEW YORK.**

EUGENE PITTS. MRS A. B. PITTS.
BLOOMINGTON, ILL.

317-318 Eddy Building.
—LICENSED OSTEOPATHS.—
Graduate American School of Osteopathy
Kirksville, Missouri.
Office Hours—10-12 a. m., 2-4 p. m.

JEAN M. TYNDALL, D. O.,

Monday, Tuesday, } 8:30-12:00.
Thursday, Friday, } 2:00- 4:00.
Wednesday, Saturday, 9:00-12:00.
105 East 15th Street,
NEW YORK CITY.

C HARLES A. ROSS,
OSTEOPATH,

Successor to G. W. Sommer.
Cincinnati, Ohio.
Office Hours: Rooms 405 & 406,
8 a. m. to 12 m. Neave Building.
1 p. m. to 3 p. m. —Sunday Excepted.—

Edwin H. Shackelford, D. O. | Geo. E. Fout, D. O.

Drs. Shackelford & Fout,
OSTEOPATHIC PHYSICIANS,
204 E. Franklin St.,
RICHMOND, VA.

Oregon Infirmary of Osteopathy,

By L. B. SMITH, D. O., of A. S. O.

Oregon's Pioneer Osteopath.

SUITE 409 OREGONIAN BLDG.

CARYLL T. SMITH, D. O.

PORTLAND, † † † OREGON

The Patterson Institute of Osteopathy.

WASHINGTON, D. C. Wash. Loan & Trust Bldg. HENRY E. PATTERSON, D. O. ALICE M. PATTERSON, D. O. WILBUR LEE SMITH, D. O.	WILMINGTON, DEL. 408 Delaware Ave. ARTHUR PATTERSON, D. O. MRS. DORA B. PATTERSON, Attendant.	BALTIMORE, MD. Fidelity Bldg 4th Floor. J. ALBERT BOYLES, D. O. ALFRED M. SMITH, D. O. MRS. J. A. BOYLES, Attend't.
--	---	---

DR SETH M. TROWBRIDGE
Graduate A. S. O. at Kirksville. Mo.

DR. ELIZABETH B. McELWAIN
Graduate S. S. O. at Franklin, Ky.

TROWBRIDGE & McELWAIN,
Osteopathists

Consultation and Examination Free
Osteopathic Literature Sent on Application

Selma, Alabama

CHAS. F. BANDEL, D. O. "THE ARDSLEY." AURELIA S. HENRY, D. O.

The Charles F. Bandel Infirmary of Osteopathy,

148 Hancock Street, Corner Nostrand Avenue,

BROOKLYN, - - - NEW YORK.

Graduates of the American School of Osteopathy.

Tiffin, Ohio.

B. C. CURRENCE, D. O.
DORA A. CURRENCE, D. O.

From American School of Osteopa-
thy, Kirksville, Mo., under founder
of the Science.

HOWARD KRETSCHMAR,

Diplomate American School of Osteopathy,
of Kirksville, Mo. DR. A. T. STILL Pres.

402 Trude Building,
Wab. Ave. & Randolph St., **CHICAGO.**
MRS. KATE G. WILLIAMS, Assistant, Diplomate
American School of Osteopathy.

FORT WORTH, TEX.

T. L. Ray, D. O.

Graduate American School of Osteopathy.

Rooms 404, 405 and 406 Board of trade Bldg.

Phone 553.

BUFFALO, N. Y.

DR. F. C. LINCOLN,
... OSTEOPATHIC PHYSICIAN ...

Suite, 305 Mooney-Brisbane Building.

Hours 9 to 12-2 to 4.

Graduate A. S. O.

TAYLOR & WENDELL, Registered,

Graduates of American School of Osteopathy.

Successors to L. H. TAYLOR.

Suite 229-228-225-222, Woolner Building,

PEORIA, ILLINOIS.

OFFICE HOURS: 9 a. m., to 5 p. m., except Saturday, 9 a. m., to 1 p. m. PHONE 548.

Graduate of the
American School
of Osteopathy...

Member of American
Association of Oste-
opathsists

WM. HARTFORD, D. O.,

.....OSTEOPATHIST.....
135-136-145-146 Beardsley Annex.

CHAMPAIGN, - - - ILLINOIS.

Consultation and examination free.

Sundays excepted.

JOHN W. DODSON, D. O.,
COSTON DODSON, D. O.,
ELLA O. DODSON, D. O.

Graduates of American School
of Osteopathy HOURS:
9 A. M., to 4 P. M.

CENTRAL BANK BLDG: EXAMINER BUILDING.
Oakland, Cal. Office 307, 3d Floor,
Tel. Main 784. San Francisco, Cal.
Res. Tel. Grove, 121. Tel. Main 5624

..Osteopathic Institute of Healing..

MYRON H. BIGSBY,
OSTEOPATHIST.

SUCCESSOR TO
EDGAR BIGSBY, D. O.

MONMOUTH, ILLINOIS.

From the American School, Kirksville, Mo.

JOHN A. THOMPSON, D. O.
MARY ISABEL MAHAFFY, D. O.

Graduates of the American School of Osteopathy.

TITUSVILLE, PA. OIL CITY, PA

18 W. Walnut. Room 7-8 Griffith Bldg.

Tues., Thurs., Saturday. Mon., Wed., Friday.

AT SANDUSKY, OHIO.

After July 5th, 1901.

BERTON W. SWEET,
MRS. FRANCIS TOMPSON,

Osteopathic Physicians.

Graduates of A. S. O., Kirksville, Missouri.

Niagara Falls & Tonawanda, N.Y.

GEO. T. MONROE, D. O.

A. B. CLARK, D. O.

Graduates American School of Osteopathy.

Kirksville, Missouri.

HARRISBURG, PENN.

J. F. STEVENSON, D. O.

MRS. ALICE STEVENSON, D. O.

Graduates of the A. S. O.

719 North 6th Street.

DR. WILLIAM ARTHUR WILLCOX,

OSTEOPATHIC
PHYSICIAN

Graduate A. S. O.

Castle Blk. WATERBURY, CONN.

ROBERT I. WALKER, D. O.
MARY WHEELER WALKER, D. O.,
Graduates A. S. O.

—Will locate in—

New Bedford, Massachusetts,

201 Merchants' Bank Bld'g.,

Shortly after July 1, 1901.

THE LINCOLN INSTITUTE

—OF—

OSTEOPATHY.

EDGAR BIGSBY, D. O.

Third floor, Brownell Block. Suite 46 to 53.
137 South 11th St., LINCOLN, NEB.
Residence office, 3123 R. Street.

J. C. PIERCE,

Livery, Cab & Transfer Line

CAB AND DRAYS MEET ALL TRAINS.

KIRKSVILLE, MO.

TELEPHONE #2.

Chicago Office

Trude 201 Building

R. BERNARD, D. O.

Graduate A. S. O., 1897

Send for Bernard Magazine of Osteopathy.

THE PARIS, TEXAS, INFIRMARY
OF OSTEOPATHY,

J. FALKNER, D. O.

MRS. ERA ABERNETHY GANONG, D. O.
Graduates A. S. O.

Office, Rooms 1, 2, 3, and 4, Second Floor, Preston
Building, N. Wall St. Res., Mary Connor College
Phones: Office, 346, 3 rings. Residence, 864, 4 rings.

DELPHINE MAYRONNE, D. O.
MRS. LULU ABERNETHY BARR, D. O.

OSTEOPATHISTS

Graduates of American School of Osteopathy under
the Founder, Dr. A. T. Still, Kirksville, Missouri
Hours: Mon., Wed., Thurs., Sat., 9-12, 1-4.
Tues., Fri., 9-12

154 Newbury Street. BOSTON, MASS.



Pat. May 20, 1900

BAUGHMAN'S
Adjustable Chin Support.

Prevents mouth breathing
so often found with children,
convalescing patients and old
people. Prevents snoring,
laryngitis, and catarrh.

For descriptive circular en-
close stamp and address
J. S. BAUGHMAN, D. O.
No. 523 Division St., Burlington, Ia.

ORDER EARLY AND AVOID THE RUSH.

CARDS

«STUDENT'S»

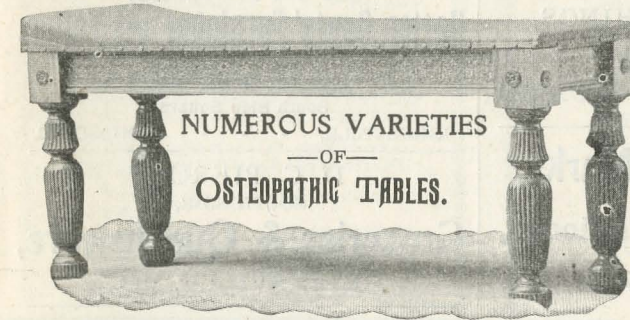
Artistic Engraved Cards.

Suitable to enclose with your invitations only
\$1.25 per hundred including plate.

CHARLES M. HARRINGTON,

SOUTH SIDE JEWELER.

OSTEOPATHIC SUPPLY HOUSE



NUMEROUS VARIETIES

—OF—

OSTEOPATHIC TABLES.

Mail Orders
Promptly
Attended To.

VON ESCHEN & SHENTON, Kirksville, Missouri.

PHILOSOPHY OF OSTEOPATHY,

—BY—

ANDREW T. STILL,

Founder of the Science of Osteopathy and
President of the American School of Osteopathy

PRICE, \$2.50, POSTPAID.

Autobiography of A. T. STILL, Price, \$2.50, Postpaid.

These two books to one order together with the Journal of Osteopathy for one year for \$5.00.

Address orders to

JOURNAL OF OSTEOPATHY, Kirksville, Mo.

Mail Orders...

...Catalogues

A. S. O. BOOK COMPANY,

—PUBLISHERS AND AGENTS FOR—

Medical, Osteopathic Books and Supplies

602 W. Jefferson St., KIRKSVILLE, MO.

Operating Tables...

...Surgical Instruments

**B. F. LAMKIN & SON,
High Glass Dress Goods,**

FANCY NOTIONS,
ELEGANT SHOES.

South Side Square, KIRKSVILLE, MO.

Pickler's Famous.

FINE CLOTHING,
FINE DRY GOODS,
CARPETS AND FURNISHINGS,
NOBBY LINE OF SHOES.
NORTH SIDE SQUARE.

**Lowenstein and Marks,
Ladies' Goods, Men's Goods,
Children's Goods
Gent's furnishings a special-
ty. Shoes and Clothing
Students' Trade Solicited.**

H. BESTMANN,

—FOR—

... FURNITURE ...

And Undertaking.

MILLER

—HAS THE—

Best Cab and Transfer Line

IN THE CITY,

And gives special attention to the accommo-
dation of patients of the

A. T. STILL INFIRMARY.

Ask for Miller's Cab when you get
off the train.

**DON'T FORGET
—THE—
Palace Restaurant**

FOR FANCY CANDIES,
FRUITS, ETC.


W. D. SIGLER. J. O. SIGLER.

SIGLER BROS.,
REAL ESTATE AND INSURANCE.
LOANS AND COLLECTIONS.
House Renting a Specialty.
Office room No. 5, over National Bank.
'Phone No. 160. Kirksville, Mo.

C. W. ADAMS,
Hatter, Gents' Furnisher and Tailor.

A. S. O. Students Welcome.
South Side Square,
KIRKSVILLE, - - - MISSOURI.

D. C. PIERCE,
SOUTH SIDE,
Groceries & Queensware,
KIRKSVILLE, MO.



HOT SPRINGS

ARKANSAS
THE BEST KNOWN

HEALTH and PLEASURE

RESORT ON THE CONTINENT

ELEGANT THROUGH SERVICE
AND LOW EXCURSION RATES

VIA THE IRON MOUNTAIN ROUTE

4 — DAILY TRAINS — 4

Elegant descriptive and illustrated pamphlets free, on application to
agents. H. C. TOWNSEND,
General Passenger and Ticket Agent, ST. LOUIS, MO.

The Home of
Osteopathy,
Kirksville, Mo.

IS BEST REACHED BY



Its Complete System of Fast Express
Trains of Sleeping, Dining and Chair
Cars from Chicago, St. Louis, Denver
and Billings, Mont. (through from Port-
land, Seattle, Spokane, Helena, etc.) with
direct connections to Kirksville, gives
patients and students the FASTEST and
MOST COMFORTABLE PASSENGER
SERVICE.

Ticket Agents at all points can ar-
range through tickets via the BURLING-
TON ROUTE.

Time cards and information on
request.

R. H. CROZIER, L. W. WAKELEY,
Trav. Pass'r Ag. St. Louis, Mo.,
Kansas City, Mo. Gen'l Pass'r Agt.,
St. Joseph, Mo.
HOWARD ELLIOTT, General Manager,
St. Joseph, Mo.

**Personally
Conducted
California
Excursions**

Via the Santa Fe Route.

Three times a week from Kansas
City.

In improved wide vestibuled
Pullman tourist sleeping cars.
Better than ever before, at lowest
possible rates.

Experienced Excursion conductors.
Also daily service between Kansas
City and California.
Correspondence solicited.

G. W. HAGENBAUCH,

Gen. Agent Pass. Dept.
The A. T. & S. F. R. R.

KANSAS CITY, MO.

NOW READY.

.. THE SECOND EDITION ..

Hazzard's "Practice of Osteopathy,"

Thoroughly Revised and Much Enlarged,

—BY—

CHAS. HAZZARD, Ph.B., D. O.,

Author "Principles of Osteopathy," Professor of Principles
and of Practice in the American School.

Designed as a complete Text-Book of Practice for Students and Practitioners. Increased
in size from 266 to 400 pages, by addition of numerous case reports, Chapters on
Gynecology, Obstetrics, and many diseases not considered in the first edition.

PART I. Technique of Osteopathic examination and treatment of all parts of the body.
PART II. The diseases. WELL PRINTED. WELL BOUND. INDEX.

PRICE: CLOTH, \$3.00; HALF MOROCCO, \$4.00.

"Principles of Osteopathy," 3rd Edition, \$3.00, cloth. No combination offer. Send for
sample pages of each.

HEMSTREET BOOK COMPANY,

KIRKSVILLE, MO., Sole General Agents.

How to Get to Kirksville, Mo.

The Omaha, Kansas City and Eastern R. R. is the Kirksville Line.

4 DAYLIGHT PASSENGER TRAINS EQUIPPED WITH CHAIR CARS AND DINING SERVICE **4**

CONNECTIONS

CHICAGO, QUINCY, ST. LOUIS,	} From North, East and South.	OMAHA ST. JOE KANSAS CITY	} From West, North and South.
-----------------------------------	----------------------------------	---------------------------------	-------------------------------------

See that your tickets read via OMAHA, KANSAS CITY AND EASTERN R. R. into Kirksville, and arrive in daytime and in comfort.

W. G. BRIMSON, General Manager.

A. J. BANDY, G. P. A.,
Kansas City, Mo.

J. W. QUAIL, AGENT,
Kirksville, Mo.

Dr. A. T. Still's Treating Chair.

The Old Doctor's New Chair is now ready for use. During the past year he has spent a large part of his time in constructing a device that will greatly assist the osteopath in treating. After you learn how to use it you can DO BETTER WORK than you have done in the past on tables.

IT IS A TIME AND LABOR SAVER.

We use it in all the operating rooms at the Infirmary. It is of great assistance in adjusting the spine, ribs, innominates and hip.

Write for particulars. Address,

Price \$10.00.

Journal of Osteopathy.



DOUBLE DAILY SERVICE

BETWEEN St. Louis.

CHICAGO,
CAIRO,

MEMPHIS,
VICKSBURG AND
NEW ORLEANS.

NASHVILLE,

CHATTANOOGA,
ATLANTA,

Dixie Flyer

ALL THE YEAR ROUND PULLMAN SERVICE,

BETWEEN

St. Louis and Jacksonville Fla.

The "Lookout Mountain Route."

C. C. McCARTY,
Div. Passg'r. Agt. St. Louis.

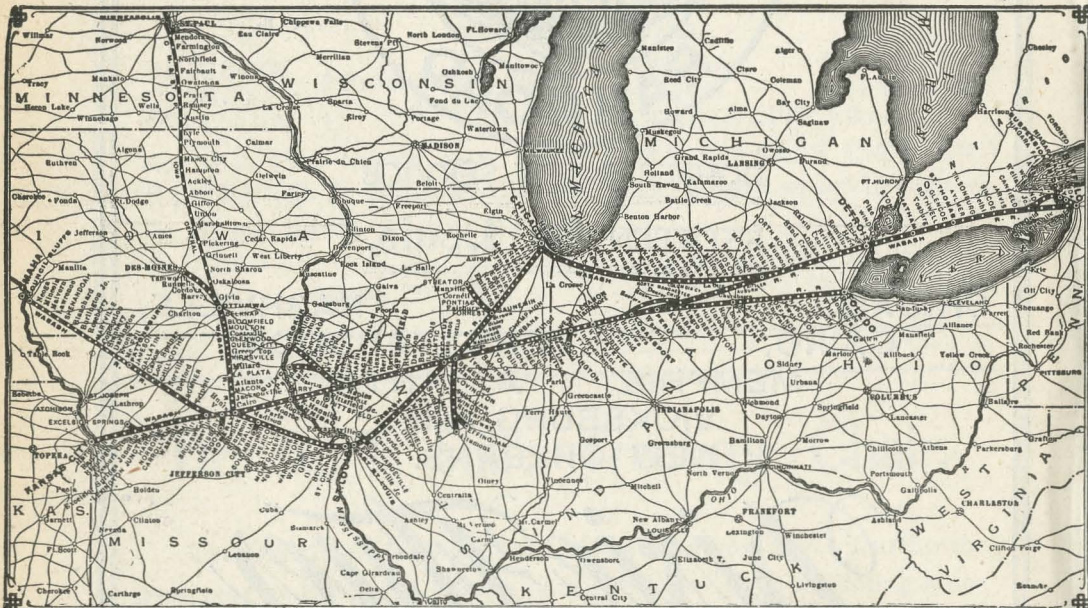
A. H. HANSON,
Gen. Passgr. Agt. Chicago.

— THE —

Wabash : Route

— RUNS —

4 Daily Passenger Trains into Kirksville 4



**Making Close Connections with all Lines,
and giving to the Public Excellent Service.**

*Through Sleepers between Kirksville and
St. Louis, Kansas City, Des Moines &
St. Paul. But one change of Cars be-
tween Kirksville & Buffalo, Boston &
New York.*

Address: **W. E. NOONAN, Agent, Kirksville, Mo.**
C. S. CRANE, General Passenger Agent, St. Louis. Mo.